

RELIGION PROJECTS







Designed by Lori Odhner, Wendy Hoo, and Sonia Werner

Text: Matthew 17:1-13

Subject: The Transfiguration

Dole Notes: Volume: 4 Chapter: 109 Page: 357

Age Group: Beginners, 3-5

basic supplies:      

materials:

- light source (overhead projector, slide projector, lamp)
- black construction paper
- popcicle sticks (4)


teacher preparation:

- find a blank wall
- darken the room
- practice beforehand to see if the LORD is bright enough

procedure:

- * Children cut out of paper:
 - a mountain
 - 4 figures (one LORD, 3 disciples)
 - Transfigured LORD (see illus.)
- Tape people to popcicle sticks
- Let the children act out the story making shadows on the wall as you read the story.
- During verse 6 have them fall down, & in verse 7 you touch them.

* not each child, but as a group.



notes: This is a group project. Perhaps teach part of verse 5 as a recitation for when you act it out. If your group not good with scissors, use fingers for shadows.

MUSIC: first songs:

Lori's tape: In the end of the Sabbath