

RELIGION PROJECTS







Designed by Lori Odhner, Wendy Hoo, and Sonia Werner

Text: Revelation 21; 22

Subject: The Tree of Life and Holy City

Dole Notes: Volume: 6 Chapter: 157 Page: 318

Age Group: Primary: 6-8

basic supplies:      

materials:

- juice and/or milk cartons (1/2 pint)
- tape, scissors
- contact paper (solid colors)
- permanent markers

teacher preparation:

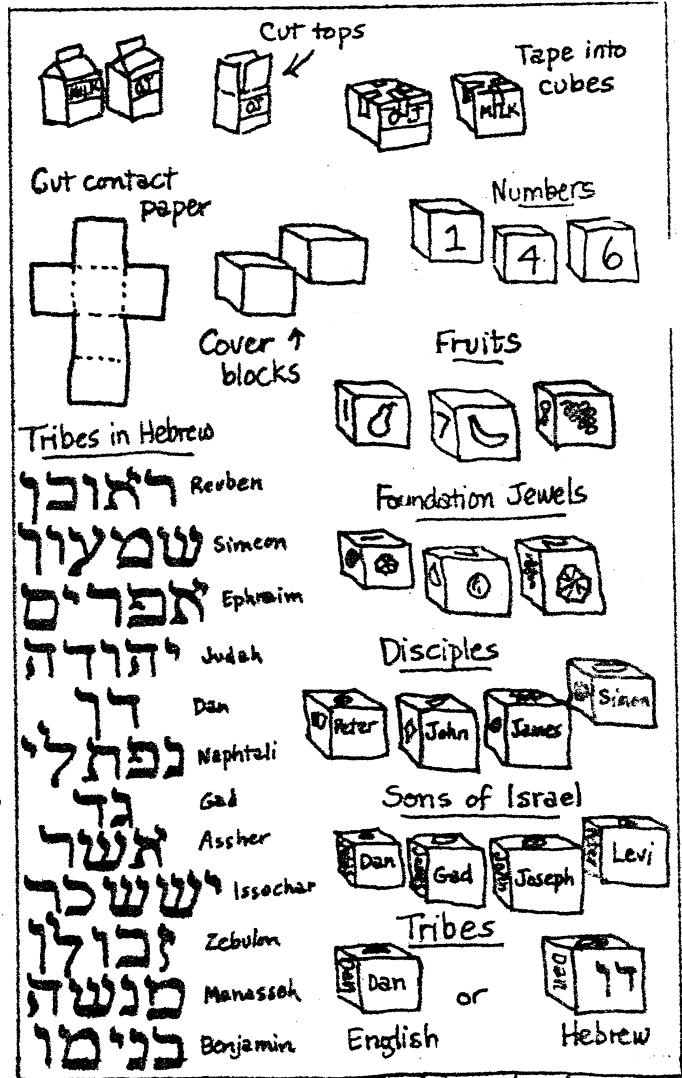
- collect empty juice/milk cartons from an elementary school lunch room ~12 for each child
- rinse cartons well, dry, and cut tops, then tape into cubes
- cover cubes with contact paper
- write lists of disciples, sons of Israel, and tribes for children to copy

PROCEDURE:

- there are 6 sides on each block, and 6 sets of 12. Children put one of each on each block with marker:

- 1) Numbers - 1 to 12
- 2) Fruits of the Tree of Life - their choice
- 3) Foundations of New Jerusalem - jewels, their choice *
- 4) Disciples - Peter, John, Andrew, Phillip, James, Matthew, Thomas, Bartholemew, James, Judas, Simon, Thaddeus
- 5) Sons of Israel - Reuben, Simeon, Levi, Judah, Dan, Naphtali, Gad, Assher, Issachar, Zebulon, Joseph, Benjamin
- 6) 12 Tribes - Reuben, Simeon, Judah, Dan, Naphtali, Gad, Assher, Issachar, Zebulon, Manasseh, Ephraim, Benjamin

optional) (these could be written in Hebrew)
(or you could simply put the 12 angels)



NOTES: you could use plain colored paper to cover blocks ~it is less durable but cheaper ~ get help covering blocks with contact paper, it takes awhile; you could have the children do it, but they probably won't finish writing on them -could be a 2-week project

MUSIC: first songs: 11; 5 (bottom)
12 Disciples, 12 Tribes, 1
Lori's tape: *Saw a New Heaven*
Liturgy: 454, 602

* translation makes it difficult to know