

RELIGION PROJECTS







Designed by Lori Odhner, Wendy Hoo, and Sonia Werner

Text: John 1

Subject: The Word Made Flesh

Dole Notes: Volume: 6 Chapter: 136 Page: 1

Age Group: Primary, 6-8

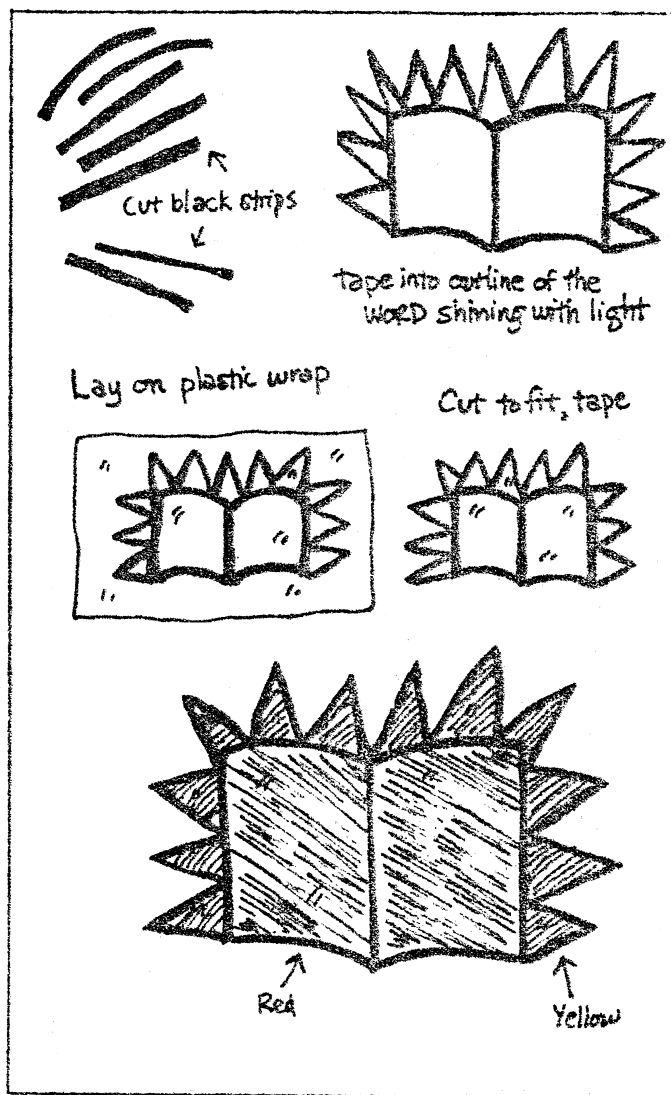
basic supplies:      

materials:

- clear plastic food wrap
- clear tape
- black paper
- scissors
- permanent markers (red and yellow)

teacher preparation:

- make sample



procedure:

- cut outline of the WORD and light shining forth from it, by cutting strips (about 1/2") of black paper and taping together on the back
- carefully lay on top of clear food wrap and cut wrap to fit outline, taping to the back of black paper as you go
- color in the spaces of plastic with permanent markers
- tape to a window

notes:

MUSIC: first songs: 4

To all of the Angels
Lori's tape: You shall love the LORD

Liturgy: 452:488