

**Oak Arbor New Church Sunday School: Lessons for Preschool – Kindergarten**

**Lesson 1.29: “WORD” PROJECT – John 1:1**

**READING**

Read aloud John 1:1.

**DISCUSSION**

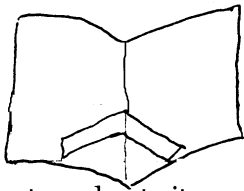
The Lord talks to us in His Word, showing us how to be loving and good.

**PROJECT**

**Ahead of time:**

Have ready for each child:

One red book cover;  
with orange pattern




traced onto it  
near the bottom.

One yellow  
pop-up paper  
traced & cut out  
from black pattern.



(Fold flaps up.)

One picture of  
the Word, traced  
around and cut out.




One quote from John,  
cut out.

The Lord gave the Word.  
John 1:1

**Doing the project:**

1. Have the children color the picture of the Word.
2. Have them glue the picture onto the yellow pop-up page (make sure it is above the folded flap lines.) The teacher now creases the yellow pop-up page in half.
3. On the red book cover, have the children rub with glue sticks in the space traced from the orange pattern. Tell them to try not to go out of the lines. (It's OK if they go out a little.)
4. Teacher helps children to glue flaps of yellow pop-up page onto space, so that the yellow page is standing up. *Do not* close book yet.
5. While glue dries a bit, have children decorate on the red page all around the yellow pop-up page.
6. Now they can close the books, and glue the quote from John onto the front of the book. Show them how to open it and make the picture of the Word pop up.



The Lord Talks To Us

In His Word.