

## **THE MIRACLE OF SWEDENBORG SEEING INTO THE SPIRITUAL WORLD**

*Heaven And Hell* 1: end portion

PICTORIAL PROJECT: A representation of “The Word Revealed”

### PASTOR’S NOTES:

The miracle that happened to Swedenborg, (as to other men who wrote previous Testaments), of having his spiritual eyes opened even while on earth, can be viewed in the light of previous miracles studied. Swedenborg saw how the Lord controls (Divine Providence) His creation (sea, water, wind) as well as every thought and affection entering into man. He saw men awakening into the spiritual world, feeling as if they were asleep up until then. He met those in hell who were blind to themselves and those around them. He saw that some appeared as swine. He saw and tasted how the Lord provides abundantly (food, shelter, clothing) for the thousands (and millions) in heaven. He enjoyed the order and beauty of the kingdom of heaven, the dwelling place of the Lord’s disciples, who followed Him while on earth.

### REMARKS:

Since many children probably have one of the bronze Church seals in their homes, this project is designed to show the results of Swedenborg's spiritual instruction and observations, as well as to acquaint the children with the meanings of the seal, which is one of our strongest representations of what is meant by “the *New Church*”.


### PREPARATION:

The project may be assembled with colored paper, or it can be used as given on white paper, and colored.

As much work may be done in advance as necessary, so as to leave only the assembly and/or some of the coloring for the children to complete, thus allowing ample time for discussion of the meanings of the open Word, the rays of light, and the parts of the seal itself; with the whole representing the miracle of Swedenborg’s enlightenment.

### INSTRUCTIONS:

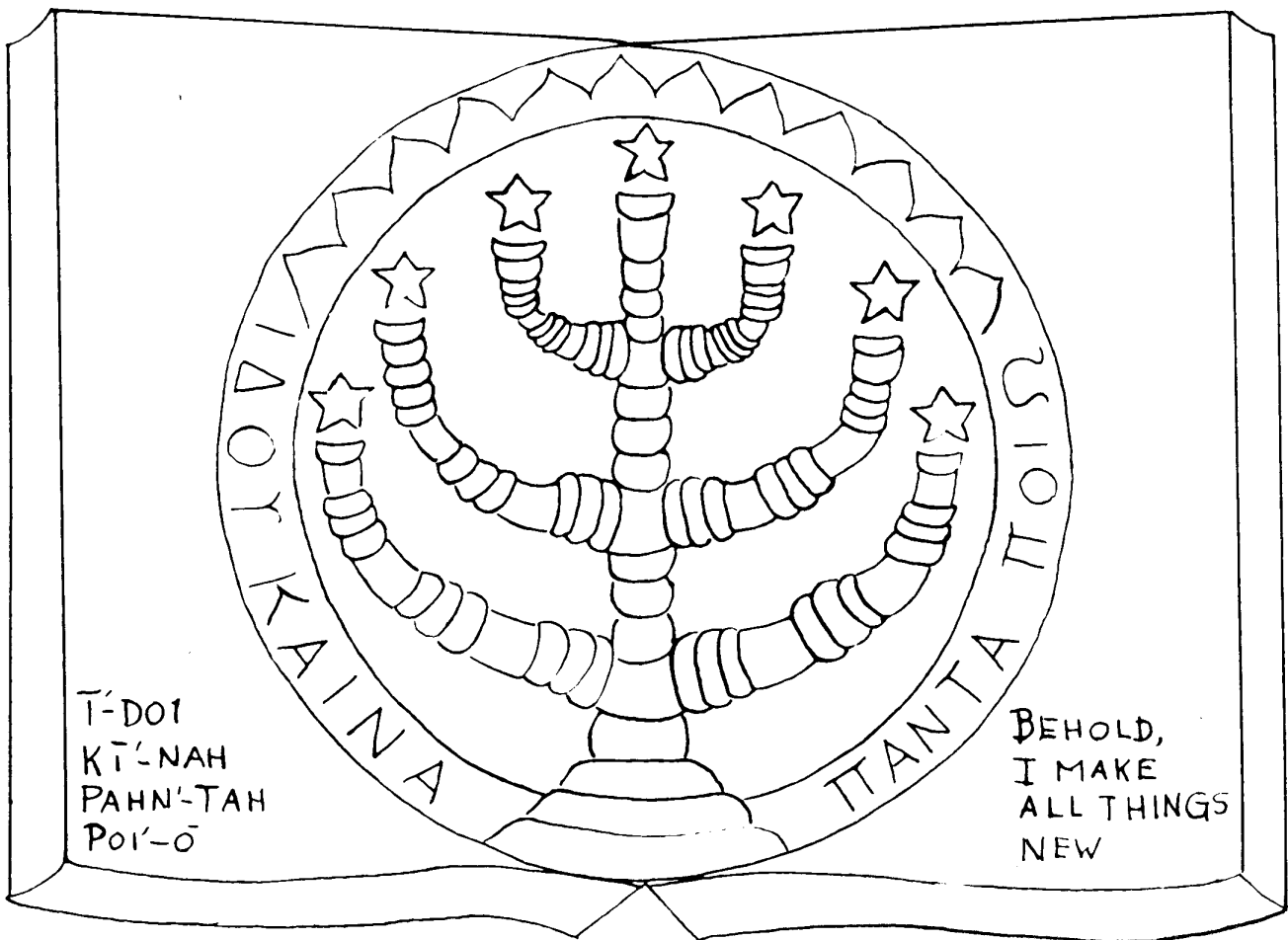
1. Cut out on the heavy outside lines.
2. Color Part 1 or trace and cut out in colored construction paper for the Cover of the Word. The bottom half of part I (the rays of golden light radiating front the Word) should have golden rays of either gold glitter or yellow construction paper or even metallic papers - your choice - to give a light effect.
3. The Word with the seal (Part II) can be colored with yellow edges to the pages, and the seal itself tan background to look like the metal with the lettering in gold and add glitter if you have it for a bit more light.
4. Glue part II on the top of section of part I, as shown in illustration. NOTE: Accurate creasing of the paper is easier if it is first lightly scored with the tip of a knife or scissors. Be sure to score on the side of the paper which is to form the outer edge of the crease.



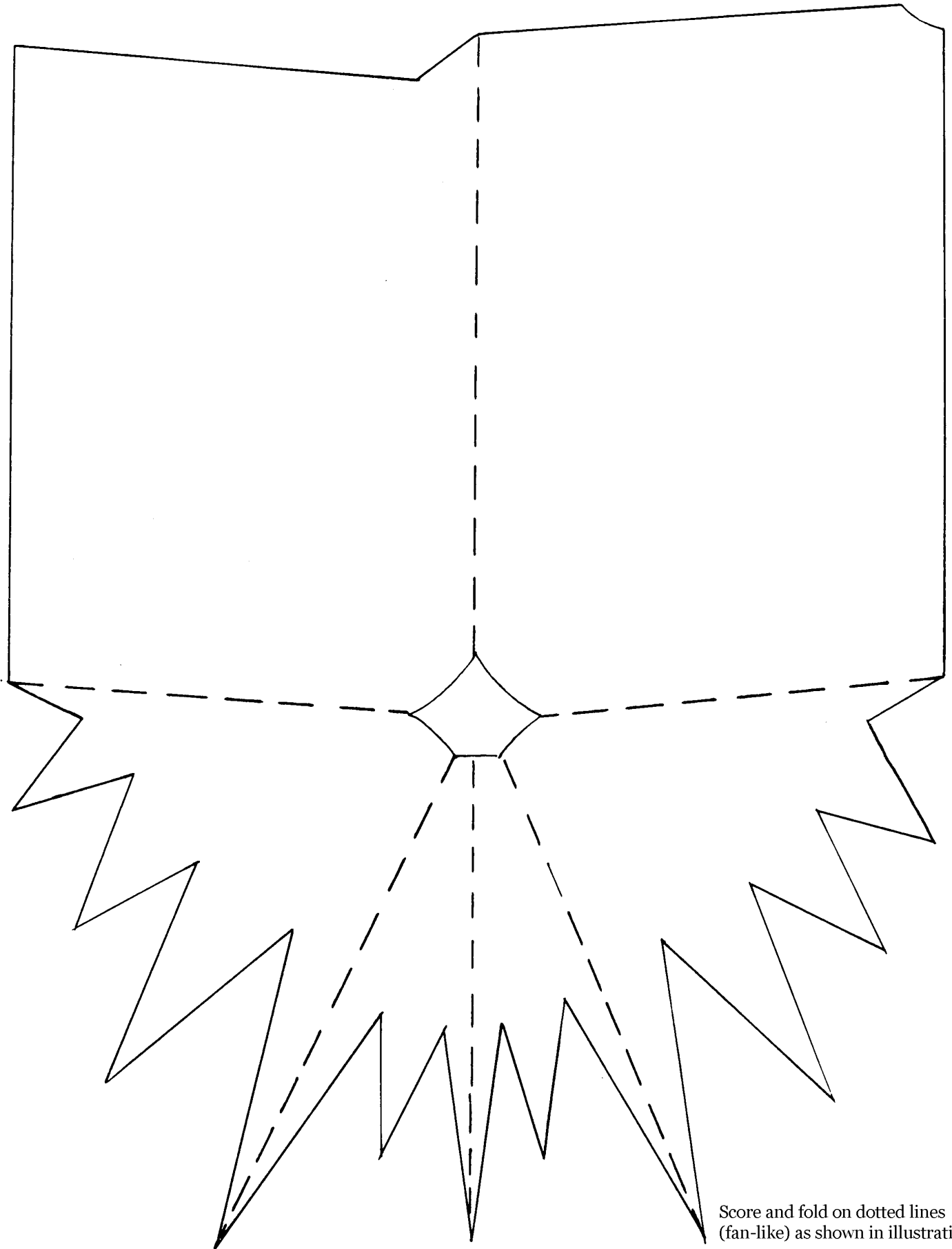
ALTERNATE OR SUPPLEMENTARY PROJECT:

There is an excellent project in the January 1973 issue of *New Church Education* – “The Nunc Licet Temple”, which is a representation of Swedenborg actually seeing and writing about the spiritual world. Some may prefer this to the more abstract lesson application provided by the Word and seal representation. Preparation time for this project would be about the same as for the Word and seal.

PART I:



PART II:



Score and fold on dotted lines  
(fan-like) as shown in illustration