

General Church Education



The Fourth Day

Genesis 1:14-19

Lesson 4

Youth Journey Program

Creation: Reflection of God

Level A: For ages 5-6 years

Teacher Background

Creation: Reflecting God through Correspondences

A Key for Understanding the Word

There is a New Church teaching that, “The Word of God is like a body with a living soul” (*Arcana Coelestia* 1408). Many readers have sensed this deeper level of meaning within the words and images of the Bible.

God wrote His Word so that every image contains multiple levels of meaning. The literal meaning focuses on the natural, physical world. A deeper symbolic meaning focuses on the world of the spirit, the world of the human mind. The relationship between the two levels is called “correspondence”. Natural images and symbols “correspond” to spiritual qualities.

We often make this connection between levels without thinking about it. For example, we may talk about not “muddying the waters”, or say that a child is “testing the waters”. When we say “not muddying the waters” we are not talking about water at all; we are saying that false or misleading ideas should not be brought into a situation. Similarly, a child “testing the waters” is experimenting with his or her behavior to see how others react. These sayings make connections between the way true ideas work in our minds with the way water works in the natural world.

Jesus made connections like this in His conversations with people. To a woman at Jacob’s well, He said, “Whoever drinks of the water that I shall give him will never thirst. But the water that I shall give him will become in him a fountain of water springing up into everlasting life” (John 4:14). Jesus was associating the true spiritual ideas He came on earth to teach with water. The connection is in how they are useful—how they work in our lives. True ideas from the Word cleanse our thoughts just as water cleanses our bodies.

Sometimes these connections are harder to see in the stories of the Old Testament. The key, according to the Heavenly Doctrine for the New Church, is this concept of correspondences. Correspondences allow us to see more than the general allegory of the human journey to the “promised land” of heaven. They help us see who God is and what He intends for us in specific ways. A knowledge of correspondences can help us gain fresh insight into the stories of the Old Testament.

This is true for the creation story. The Heavenly Doctrine explains creation in terms of a person’s step-by-step spiritual progress along the path to heaven. Each “day” of creation pictures a new level of personal development. The seventh day is a beautiful picture of the restful state of heaven—a state free from the struggles against selfishness that we all deal with in this world.

The spiritual meanings of the days of creation are interwoven throughout this lesson. We hope they bring this familiar story to life in new ways.

Correspondences are natural truths in which spiritual truths are reflected as in a mirror. *Arcana Coelestia* 9300



The Fourth Day

Level A

Genesis 1:14-19

Ages 3-6

Life Focus: The Lord made me.

Lesson Focus: The Lord Loves me. He is my Heavenly Father.

Reading: Then God said, “Let there be lights in the firmament of the heavens to divide the day from the night; and let them be for signs and seasons, and for days and years; and let them be for lights in the firmament of the heavens to give light on the earth”; and it was so. Then God made two great lights: the greater light to rule the day, and the lesser light to rule the night. He made the stars also. God set them in the firmament of the heavens to give light on the earth, and to rule over the day and over the night, and to divide the light from the darkness. And God saw that it was good. So the evening and the morning were the fourth day (Genesis 1:14-19).

Lesson 4

| | | Materials Supplied | Materials Needed |
|--|---|---|--|
| 1. Getting Started (2-3 minutes) | Welcome Warm-up Activity | Days of Creation Song Review directions p. 4 | computer or other viewing device https://www.newchurchvineyard.org/resource/video-7-days-of-creation-song/ |
| 2. Focus on the Word Use all activities (5-7 minutes) | Read the Word | see <i>Reading</i> above | |
| | Talk About It discuss the reading | Talk About It picture p. 8 discussion guide p. 4 | |
| | 3. Learn by Doing Choose 1-2 activities (15-20 minutes) | Make and Parade children make a streamer with the sun, moon and stars and parade around the classroom | Sun, Moon and Stars Streamer directions p. 5 <i>Sun, Moon and Stars</i> p. 7 |
| | Act It Out children will act out the earth turning toward and away from the sun | Turn to the Sun! directions pp. 5-6 | working flashlight, open floor space |
| | Coloring Picture | The Fourth Day p. 9 | crayons, markers or colored pencils |
| 4. Wrap It Up (2-3 minutes) | Memory Verse introduce memory verse for the week | Memory Verse <i>Parent Note</i> p. 10 | |

1. Getting Started

Welcome Warm-up Activity

7 Days of Creation Song

Introduce the fourth day of creation by singing a song. Sing along video at <https://www.newchurchvineyard.org/resource/video-7-days-of-creation-song/> Start by singing Day 4.

Day Four, Day Four,
God made sun and moon and stars,
Day Four, Day Four,
God made sun and moon and stars.

Review the first three days of creation by singing the verses for days 1-3 and add verse 4. Use fingers to count each day or hold hands as you sing and move in a circle.

2. Focus on the Word

Read

Genesis 1:14-19

Talk About It

Why is the Word different from other books? The Lord wrote it! He is our Heavenly Father and wants us to know Him and to learn what we must do to go to heaven!

What did the Lord create on the fourth day? Two great lights—the sun and the moon—and also the stars.

Which light was to rule the day? The sun.

The fiery sun is at the center of our solar system—just like the Lord can be at the center of our lives. Without the sun’s light and warmth, the earth would be too cold for anything to live.

The sun gives us heat just as the Lord gives us love. Do you sometimes feel the Lord’s love in your heart? We can feel the Lord’s love in our hearts when we are doing what the Lord teaches in His Word.

The sun also gives us light—just as the Lord’s Word gives us true ideas. The light from the Lord’s Word helps us see what we should do to go to heaven.

In heaven, the warmth of the Lord’s love and the light of His wisdom create the sun the angels see each day.

Which light was to rule the night? The moon.

The moon goes around the earth. It reflects light from the sun and shines out on dark nights to help us see where we are going. Which is brighter—the sun or the moon? The sun.

What else did the Lord make in the sky? The stars.

The stars are suns that are so far away that they look tiny. Can you count the stars? No, there are so many! And yet the Lord made each one in the sky.

When you feel the warm sun shining down, remember that the Lord made you just like He made the sun. He sends us His love through His Word so we can do what He teaches and feel the warmth of His love in our hearts.

3. Learn by Doing

Choose one or two activities

Choice Sun, Moon and Stars Streamer

The Lord gives us warmth and light by means of the sun, moon and stars. Create a streamer showing the sun, moon and stars. When the projects are finished, stand up and hold streamers high. Follow the leader and have a parade! See the sun, moon and stars trail across the “sky” behind each child.

1. Set up the supplies so that each child has what he or she needs within easy reach. Each child needs a sun, moon and 3 stars, ribbon or yarn, glue and glitter.
2. Cut out the sun, moon and stars. *Note:* cutting approximate shapes is fine.
3. Spread glue on one side of the sun. Sprinkle with gold glitter.
4. Spread glue on one side of the moon. Sprinkle with silver glitter.
5. Spread glue on one side of each star. Sprinkle with your choice of gold or silver glitter (since they are distant suns).
6. Lay the sun, moon and stars over the ribbon or yarn attached to the pencil, spacing them evenly. Tape the back side of each piece to the yarn or string.
7. Stand in line. Holding on to the pencil, raise hands to the sky. Walk in a line and have a parade—around the room, through the hallway, or even outside!



Choice Turn to the Sun!

We can turn to the Lord, just as the earth turns toward the sun each day. Children will face outward and hold hands in a circle. The circle will turn slowly, representing the earth’s movement. A full turn represents one day. One child stands outside the circle holding a flashlight, representing the sun. Children say “hello” to the sun each time they pass it.

1. What is big, bright and very hot? It is at the center of our solar system and it does not move! (The sun.)
2. We are going to do a play about the sun and the earth. Who would like

Materials for Each Child

Sun, Moon and Stars p. 7 printed on yellow paper, scissors, glue, gold and silver glitter, piece of yarn or ribbon approx. 36” (90cm) long, new unsharpened pencil, tape

Prepare in Advance

Tape or tie the yarn or ribbon to the pencils. For younger children, cut out the sun, moon and stars.

Easy Glitter Cleanup

Sprinkle glitter over a baking tray to catch spills. Tip the glitter into a corner of the tray and pour back into the container when done.



Turn to the Sun! *continued*

- to be the sun? (Choose a volunteer.) Your job is to stand still and shine the flashlight on everyone! Show the child a spot to stand.
- Everyone else will be the earth! We will hold hands and get into a big round circle—just like the earth. We are going to face outward so we can see the sun. Help everyone connect hands and make a circle.
 - Which moves—the earth or the sun? (The earth!) Yes, the earth will move around the sun. Let's take small steps to the side and move around in a circle.
 - Keep your eyes looking right in front of you. When you see the sun shining *on your face* say, "Hello sun!"
 - See how the sun shines on you as you turn toward it! Each time you see the sun is like one day. When you go away from the sun it is like when the sun goes down and it gets dark at night.
 - Offer children turns to be the sun.
 - Does the sun shine all the time—or only when we see it? Just as the sun shines all the time, the Lord sends us His love and light all the time! We especially feel His warmth and love when we turn to Him by doing what He asks us to in His Word.

Choice

Coloring Picture: The Fourth Day

Hand out copies of *The Fourth Day* (p. 9) and invite the children to color it.

Materials Needed

working flashlight, open space

New Church Concept

The sun is a sign of love to the Lord, because the Lord appears before the angels in the heavens as a sun, and His appearance as a sun is from the Divine love (*Apocalypse Explained* 981).

The moon symbolizes the truth that comes from faith, because the moon is bright white from the light from the sun (*Apocalypse Explained* 401).

Stars stand for goodness and truth (*Secrets of Heaven* 1808).

Materials for Each Child

The Fourth Day p. 9; crayons, markers, or colored pencils

4. Wrap It Up

Memory Verse

Read the memory verse aloud. Invite the children to repeat it after you and then have them try to say it on their own.

**Then God made two great lights:
the greater light to rule the day, and the lesser light
to rule the night. He made the stars also.**

Genesis 1:16





Closing

Which light helps us see during the day?

Which light helps us see at night?


When you feel the light of the warm sun shining on you, remember that the Lord made you, just like He made the sun. The light and warmth of the sun shine down on us and warm us just as the Lord sends the warmth of His love to us every day.

Give *Parent Notes* (p. 10) to children as they leave.



Sun, Moon and Stars





The Fourth Day

Parent Notes

Make a copy for each child. Hand out as children leave.

| | |
|--|--|
| <p style="text-align: center;">PARENT NOTE</p> <p>Dear Parents, Today we learned that the Lord made the sun, moon and stars, Genesis 1:14-19. Our sun gives us heat and light—just as the Lord loves us and gives us His Word. We learned a new verse of the 7 Days of Creation song. You can listen to it at https://www.newchurchvineyard.org/resource/video-7-days-of-creation-song/</p> <p>We encourage you to help your child keep the Lord’s Word in his or her heart by learning this week’s Memory Verse. Try saying it once or twice in the morning, at mealtime or before bed.</p> <p style="text-align: center;">Memory Verse</p> <p>Then God made two great lights: the greater light to rule the day, and the lesser light to rule the night. He made the stars also (Genesis 1:16).</p> | <p style="text-align: center;">PARENT NOTE</p> <p>Dear Parents, Today we learned that the Lord made the sun, moon and stars, Genesis 1:14-19. Our sun gives us heat and light—just as the Lord loves us and gives us His Word. We learned a new verse of the 7 Days of Creation song. You can listen to it at https://www.newchurchvineyard.org/resource/video-7-days-of-creation-song/</p> <p>We encourage you to help your child keep the Lord’s Word in his or her heart by learning this week’s Memory Verse. Try saying it once or twice in the morning, at mealtime or before bed.</p> <p style="text-align: center;">Memory Verse</p> <p>Then God made two great lights: the greater light to rule the day, and the lesser light to rule the night. He made the stars also (Genesis 1:16).</p> |
| <p style="text-align: center;">PARENT NOTE</p> <p>Dear Parents, Today we learned that the Lord made the sun, moon and stars, Genesis 1:14-19. Our sun gives us heat and light—just as the Lord loves us and gives us His Word. We learned a new verse of the 7 Days of Creation song. You can listen to it at https://www.newchurchvineyard.org/resource/video-7-days-of-creation-song/</p> <p>We encourage you to help your child keep the Lord’s Word in his or her heart by learning this week’s Memory Verse. Try saying it once or twice in the morning, at mealtime or before bed.</p> <p style="text-align: center;">Memory Verse</p> <p>Then God made two great lights: the greater light to rule the day, and the lesser light to rule the night. He made the stars also (Genesis 1:16).</p> | <p style="text-align: center;">PARENT NOTE</p> <p>Dear Parents, Today we learned that the Lord made the sun, moon and stars, Genesis 1:14-19. Our sun gives us heat and light—just as the Lord loves us and gives us His Word. We learned a new verse of the 7 Days of Creation song. You can listen to it at https://www.newchurchvineyard.org/resource/video-7-days-of-creation-song/</p> <p>We encourage you to help your child keep the Lord’s Word in his or her heart by learning this week’s Memory Verse. Try saying it once or twice in the morning, at mealtime or before bed.</p> <p style="text-align: center;">Memory Verse</p> <p>Then God made two great lights: the greater light to rule the day, and the lesser light to rule the night. He made the stars also (Genesis 1:16).</p> |