

General Church Education



The Fifth Day

Genesis 1:20-23

Lesson 5

Youth Journey Program

Creation: Reflection of God

Level B: For ages 7-10 years

Teacher Background

Creation: Reflecting God through Correspondences

A Key for Understanding the Word

There is a New Church teaching that, “The Word of God is like a body with a living soul” (*Arcana Coelestia* 1408). Many readers have sensed this deeper level of meaning within the words and images of the Bible.

God wrote His Word so that every image contains multiple levels of meaning. The literal meaning focuses on the natural, physical world. A deeper symbolic meaning focuses on the world of the spirit, the world of the human mind. The relationship between the two levels is called “correspondence”. Natural images and symbols “correspond” to spiritual qualities.

We often make this connection between levels without thinking about it. For example, we may talk about not “muddying the waters”, or say that a child is “testing the waters”. When we say “not muddying the waters” we are not talking about water at all; we are saying that false or misleading ideas should not be brought into a situation. Similarly, a child “testing the waters” is experimenting with his or her behavior to see how others react. These sayings make connections between the way true ideas work in our minds with the way water works in the natural world.

Jesus made connections like this in His conversations with people. To a woman at Jacob’s well, He said, “Whoever drinks of the water that I shall give him will never thirst. But the water that I shall give him will become in him a fountain of water springing up into everlasting life” (John 4:14). Jesus was associating the true spiritual ideas He came on earth to teach with water. The connection is in how they are useful—how they work in our lives. True ideas from the Word cleanse our thoughts just as water cleanses our bodies.

Sometimes these connections are harder to see in the stories of the Old Testament. The key, according to the Heavenly Doctrine for the New Church, is this concept of correspondences. Correspondences allow us to see more than the general allegory of the human journey to the “promised land” of heaven. They help us see who God is and what He intends for us in specific ways. A knowledge of correspondences can help us gain fresh insight into the stories of the Old Testament.

This is true for the creation story. The Heavenly Doctrine explains creation in terms of a person’s step-by-step spiritual progress along the path to heaven. Each “day” of creation pictures a new level of personal development. The seventh day is a beautiful picture of the restful state of heaven—a state free from the struggles against selfishness that we all deal with in this world.

The spiritual meanings of the days of creation are interwoven throughout this lesson. We hope they bring this familiar story to life in new ways.

Correspondences are natural truths in which spiritual truths are reflected as in a mirror. *Arcana Coelestia* 9300



The Fifth Day

Level B

Genesis 1:20-23

Ages 7-10

Life Focus: The Lord made me and wants me to live with Him in heaven.

Lesson Focus: The Lord creates everything in the amazing world around us and also in our minds.

Reading: Then God said, “Let the waters abound with an abundance of living creatures, and let birds fly above the earth across the face of the firmament of the heavens.” So God created great sea creatures and every living thing that moves, with which the waters abounded, according to their kind, and every winged bird according to its kind. And God saw that it was good. And God blessed them, saying, “Be fruitful and multiply, and fill the waters in the seas, and let birds multiply on the earth.” So the evening and the morning were the fifth day (Genesis 1:20-23).

Lesson 5

		Materials Supplied	Materials Needed
1. Getting Started (2-3 minutes)	Welcome Warm-up Activity	Watch Sea Creatures or Birds directions p. 4 choice of movies at www.bitly.com/WondersOfCreation	internet access, computer or mobile device for viewing movie
2. Focus on the Word Use all activities (5-7 minutes)	Read the Word	see <i>Reading</i> above	
	Talk About It discuss the reading	Talk About It discussion guide p. 4	
3. Learn by Doing Choose 1-2 activities (15-20 minutes)	Make create a folding picture illustrating God’s creation of fish and birds	Sea and Sky Accordion directions p. 5 <i>Sea and Sky Accordion Directions</i> pp. 7-8; <i>Sea and Sky Accordion Fish and Birds</i> p. 9	dark blue paper, light blue paper, tape, scissors, glue, crayons or markers <i>optional:</i> sequins or glitter, small craft feathers
	Treasure Hunt children practice using keen eyesight to follow clues and find “treasure”	Keen Eyesight directions p. 5-6 <i>Keen Eyesight Clever Cup</i> illustration p. 10	“treasure” prize (e.g. goldfish crackers or other snack in a dish), treasure clues
	Coloring Picture	The Fifth Day p. 11	crayons, markers or colored pencils
4. Wrap It Up (2-3 minutes)	Memory Verse introduce memory verse for the week	Memory Verse <i>Parent Note</i> p. 12	

1. Getting Started

Welcome Warm-up Activity

Watch Sea Creatures or Birds Video Activity

Witness the miracle of ocean or bird life. Choose from a variety of videos in our playlist at www.bitly.com/WondersOfCreation. Encourage questions and discussion as you watch. For example,

1. How do sea creatures move? (swim through the water using fins, tails, etc.)
2. What type of bird is this? (birds of prey, songbirds, water birds, etc.)
3. How would the world be different without sea creatures or birds?

2. Focus on the Word

Read

Genesis 1:20-23

Talk About It

Which book of the Word would we look at to find the creation story? Genesis, which means beginning.

What did the Lord create on the fifth day? Fishes and other sea creatures, and all kinds of birds.

Let's all take a deep breath. Hold it for a couple seconds. Now breathe out and then breathe in. Could you do that if you were under water? No.

How do creatures living in water breathe? Many breathe oxygen that is in the water through gills. Others, like whales and dolphins, need to breathe at the surface and hold their breath under water.

In what ways are fish useful? They clean up pond water by eating plants, insects and smaller fish that might fill the whole pond! They provide us with healthy food.

Fish correspond to true ideas from the Lord's Word. The Lord called His disciples "fishers of men" because they taught people the way to heaven.

What else was created on the fifth day? Birds. **Have you ever dreamed of flying like a bird? What would you do if you could fly like a bird?**

Our bodies are covered with skin. Birds are covered with...? Feathers! Feathers are so light that birds can fly. Tiny downy feathers keep birds warm when it is cold; tail feathers help birds balance; colorful feathers help birds find a mate; camouflage feathers protect mother birds from danger when they are caring for their chicks.

In what ways are birds useful? Chickens give us eggs and are good to eat. Feathers are used in pillows, comforters and warm winter coats. Sometimes pretty feathers are used as decorations.

Birds correspond to our thoughts. High flying birds with sharp eyesight correspond to thoughts that soar up high. For example, thoughts about the Lord are high thoughts that can help us see clearly how we should act.

The Lord's creation is amazing! Each bird and fish is different. In a similar way, our minds are all unique too—no two people are the same, and no two thoughts are the same!

3. Learn by Doing

Choose one or two activities

Choice Sea and Sky Accordion

The creations of day 5—fish and birds—show us the amazing variety of the Lord’s creation. In this project, children create a self-standing project showing the Lord’s creations on day 5.

1. Ask the children to name as many kinds of fish as they can. Do the same with birds. Talk about how much variety there is in just this one part of the Lord’s creation! This is part of what makes the world beautiful and interesting and useful.
2. You are going to create a sea-and-sky, fish-and-birds project. The first step is to make the sea and sky.
3. Guide the children through the steps of the project, referring to pp. 7-8.
4. When it is time to decorate the fish and birds remind the children about how many different kinds there are. Encourage them to decorate their fish and birds to show this variety. Color the fish and birds. Optional: Glue sequins or glitter on the fish and craft feathers on the birds.
5. Help the children fold their projects to take home.



Choice Keen Eyesight

Birds have the unique ability to fly. Some birds stay on the ground, others fly in and out of treetops and still others, like eagles, soar high in the sky. Birds correspond to thoughts. Some thoughts are “ground level” thoughts—e.g. thoughts about doing daily chores. Other thoughts soar up and give us higher perspectives on our moral and spiritual choices, e.g. obeying the commandments.

Like the eagle’s keen sight, the eyes of our spirit are guided by what we know and especially by what we love. Find out what you can see in a black and white illustration and then do a treasure hunt, using keen eyesight to spy for clues!

Materials for Each Child

1 piece of light blue paper, 1 piece of dark blue paper, 1 copy of the fish and bird outline page, scissors, tape, glue, crayons or markers, *optional*: sequins or glitter, small craft feathers

Prepare in Advance

Cut the blue pages in half vertically so they form long rectangles. (A paper cutter will do this quickly.) Photocopy the fish and bird outline page. Read over the directions on pp. 7-8 so you can help the children. You may wish to make a sample.

Materials Needed

“treasure” snack to share, clues for finding the treasure (see next page for clue suggestions)

Prepare in Advance

Prepare and hide “treasure” snack. If hiding outside, cover to protect from ants, etc.

Keen Eyesight *continued*

1. Have you ever watched birds? Have you ever eaten a picnic outside and seen birds hopping on the ground, begging for crumbs? Perhaps you've noticed birds hopping from branch to branch in the trees.
2. On hot days large birds sometimes fly around in circles high up in the sky. Some birds, like eagles, have amazing eyesight. They can see for miles around them. Their eyesight is so good that they can also spot tiny creatures on the ground!
3. Let's use keen "eagle eyes" to and see if we can spot any birds and fish in this picture. Show the *Keen Eyesight Clever Cup* (p. 10). (A silhouette of fish with open mouths is just under the bowl of the cup; bird heads are at the base of the stem.)
4. Now we are going to use our keen sight to go on a treasure hunt. Give the first clue.
5. Follow the treasure hunt. Go with the children and remind them to use their keen eyesight as they look for clues.
6. Enjoy the snack!

Choice

Coloring Picture: The Fifth Day

Hand out copies of *The Fifth Day* (p. 11) and invite the children to color it.

Hunt Instructions

Design a treasure hunt with 8-10 clues. Here are some ideas for setting up a fun hunt:

- Use a digital camera to take a photo of each place you plan to hide a clue. Print small pictures. Hide a photo of the next clue in each location.
- Write clues on post-it notes. Clues may be written as riddles, objects that must be found, etc.
- Draw clues.
- Use natural materials, e.g. sticks and stones, to make tracking signs on the ground. Give children an interpretation code and let them read the signs!

Materials for Each Child

The Fifth Day p. 11; crayons, markers, or colored pencils

4. Wrap It Up

Memory Verse

Read the memory verse aloud. Invite the children to repeat it after you and then have them try to say it on their own.

God created great sea creatures and every living thing that moves...and every winged bird according its kind.

Genesis 1:21


Closing

How are thoughts like birds?


What does knowing that there are *so many* birds and fish tell us about the Lord? (He is very big—so big that He is infinite!)

Give a *Parent Note* (p. 12) to each child as he or she leaves.


Sea and Sky Accordion Directions Page 1




1. Tape the two dark blue pieces of paper together to form one long rectangle. Do not overlap the pieces, just position them edge to edge.




2. Repeat step 1 with the light blue pieces of paper.



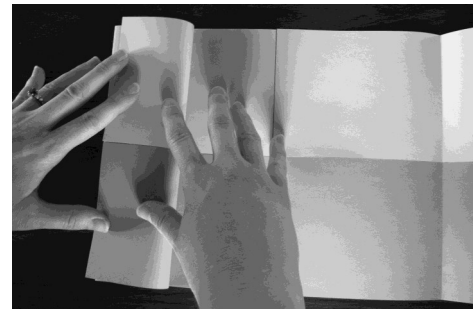
3. Put the two long rectangles together, edge to edge, one on top of the other. Tape together along the join.



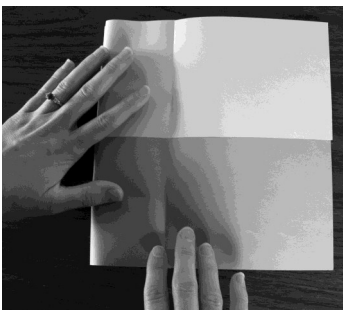
4. Fold one side of the joined paper in half to the center.




5. Repeat set 4 with the other edge of the paper so you have two flaps..



6. Fold one flap back over toward to the previous fold as shown.




7. Tuck the three layers of folded paper underneath and make a fourth fold




8. Your paper should now look like this picture. Repeat steps 6 and 7 with the other half of the paper.


Sea and Sky Accordion Directions Page 2




9. Decide if you want the dark blue to be the sea or the sky. Turn your project so the sky is on the top and the sea is on the bottom.




10. Cut the page of fish and bird templates in half along the heavy solid line.



11. Cut the templates apart along the lighter lines into small strips.



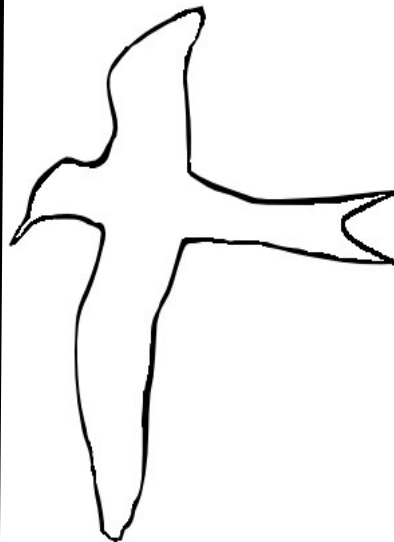





12. Fold the strips in half along the dotted lines.




13. Cut out each fish and bird, cutting through 2 layers of paper. This will give you a total of 8 fish and 8 birds.




14. Glue the fish onto the sea portion of your project and the birds onto the sky. You can flip the figures over to have them go in different directions. If you use only a dot of glue in the center of the figures you can have the ends overlap the folds on the sea and sky.





Keen Eyesight Clever Cup



Parent Notes

Make a copy for each child. Hand out as children leave.

<p style="text-align: center;">PARENT NOTE</p> <p>Dear Parents, On the fifth day of creation the Lord made fish and birds. The Lord called His disciples “fishers of men” because they taught people the way to heaven. Birds correspond to our thoughts. No two are the same. You can see some videos of amazing fish and birds at www.bitly.com/WondersOfCreation.</p> <p>We encourage you to help your child learn this week’s Memory Verse. Try saying it once or twice in the morning, at mealtime or before bed.</p> <p style="text-align: center;">Memory Verse</p> <p>God created great sea creatures and every living thing that moves...and every winged bird according to its kind (Genesis 1:21).</p>	<p style="text-align: center;">PARENT NOTE</p> <p>Dear Parents, On the fifth day of creation the Lord made fish and birds. The Lord called His disciples “fishers of men” because they taught people the way to heaven. Birds correspond to our thoughts. No two are the same. You can see some videos of amazing fish and birds at www.bitly.com/WondersOfCreation.</p> <p>We encourage you to help your child learn this week’s Memory Verse. Try saying it once or twice in the morning, at mealtime or before bed.</p> <p style="text-align: center;">Memory Verse</p> <p>God created great sea creatures and every living thing that moves...and every winged bird according to its kind (Genesis 1:21).</p>
<p style="text-align: center;">PARENT NOTE</p> <p>Dear Parents, On the fifth day of creation the Lord made fish and birds. The Lord called His disciples “fishers of men” because they taught people the way to heaven. Birds correspond to our thoughts. No two are the same. You can see some videos of amazing fish and birds at www.bitly.com/WondersOfCreation.</p> <p>We encourage you to help your child learn this week’s Memory Verse. Try saying it once or twice in the morning, at mealtime or before bed.</p> <p style="text-align: center;">Memory Verse</p> <p>God created great sea creatures and every living thing that moves...and every winged bird according to its kind (Genesis 1:21).</p>	<p style="text-align: center;">PARENT NOTE</p> <p>Dear Parents, On the fifth day of creation the Lord made fish and birds. The Lord called His disciples “fishers of men” because they taught people the way to heaven. Birds correspond to our thoughts. No two are the same. You can see some videos of amazing fish and birds at www.bitly.com/WondersOfCreation.</p> <p>We encourage you to help your child learn this week’s Memory Verse. Try saying it once or twice in the morning, at mealtime or before bed.</p> <p style="text-align: center;">Memory Verse</p> <p>God created great sea creatures and every living thing that moves...and every winged bird according to its kind (Genesis 1:21).</p>