

General Church Education



The Seventh Day

Genesis 2:1-3

Lesson 7

Youth Journey Program

Creation: Reflection of God

Level B: For ages 7-10 years

Teacher Background

Creation: Reflecting God through Correspondences

A Key for Understanding the Word

There is a New Church teaching that, “The Word of God is like a body with a living soul” (*Arcana Coelestia* 1408). Many readers have sensed this deeper level of meaning within the words and images of the Bible.

God wrote His Word so that every image contains multiple levels of meaning. The literal meaning focuses on the natural, physical world. A deeper symbolic meaning focuses on the world of the spirit, the world of the human mind. The relationship between the two levels is called “correspondence”. Natural images and symbols “correspond” to spiritual qualities.

We often make this connection between levels without thinking about it. For example, we may talk about not “muddying the waters”, or say that a child is “testing the waters”. When we say “not muddying the waters” we are not talking about water at all; we are saying that false or misleading ideas should not be brought into a situation. Similarly, a child “testing the waters” is experimenting with his or her behavior to see how others react. These sayings make connections between the way true ideas work in our minds with the way water works in the natural world.

Jesus made connections like this in His conversations with people. To a woman at Jacob’s well, He said, “Whoever drinks of the water that I shall give him will never thirst. But the water that I shall give him will become in him a fountain of water springing up into everlasting life” (John 4:14). Jesus was associating the true spiritual ideas He came on earth to teach with water. The connection is in how they are useful—how they work in our lives. True ideas from the Word cleanse our thoughts just as water cleanses our bodies.

Sometimes these connections are harder to see in the stories of the Old Testament. The key, according to the Heavenly Doctrine for the New Church, is this concept of correspondences. Correspondences allow us to see more than the general allegory of the human journey to the “promised land” of heaven. They help us see who God is and what He intends for us in specific ways. A knowledge of correspondences can help us gain fresh insight into the stories of the Old Testament.

This is true for the creation story. The Heavenly Doctrine explains creation in terms of a person’s step-by-step spiritual progress along the path to heaven. Each “day” of creation pictures a new level of personal development. The seventh day is a beautiful picture of the restful state of heaven—a state free from the struggles against selfishness that we all deal with in this world.

The spiritual meanings of the days of creation are interwoven throughout this lesson. We hope they bring this familiar story to life in new ways.

Correspondences are natural truths in which spiritual truths are reflected as in a mirror. *Arcana Coelestia* 9300



The Seventh Day Level B

Genesis 2:1-3

Ages 7-10

Life Focus: The Lord made me and wants me to live with Him in heaven.

Lesson Focus: I can become an angel by doing what the Lord teaches in His Word.

Reading: Thus the heavens and the earth, and all the host of them, were finished. And on the seventh day God ended His work which He had done, and He rested on the seventh day from all His work which He had done. Then God blessed the seventh day and sanctified it, because in it He rested from all His work which God had created and made (Genesis 2:1-3).

Lesson 7		Materials Supplied	Materials Needed
1. Getting Started (2-3 minutes)	Welcome Warm-up Activity	Human Development directions p. 4 choice of movies at www.bitly.com/WondersOfCreation	computer or other viewing device—watch online or download; see p. 6 for downloading directions
2. Focus on the Word Use all activities (5-7 minutes)	Read the Word Talk About It discuss the reading	see <i>Reading</i> above Talk About It discussion guide p. 4	
3. Learn by Doing Choose 1-2 activities (15-20 minutes)	Make create a mobile of the Lord and the seven days of creation Review/Celebrate journey through the steps to heaven and end with a heavenly feast	Creation Mobile directions p. 5 <i>Creation Mobile Lord</i> p. 7 <i>Creation Mobile Circles</i> pp. 8-9 Seven Steps to Heaven directions pp. 5-6 <i>Seven Steps to Heaven</i> p. 10	stiff paper to print project pages, scissors, markers or crayons, yarn or ribbon, tape, popsicle sticks or strips of cardboard “heavenly” food such as marshmallows, angel food cake, etc.
	Coloring Picture	The Seventh Day p. 11	crayons, markers or colored pencils
4. Wrap It Up (2-3 minutes)	Memory Verse introduce memory verse for the week	Memory Verse <i>Parent Note</i> p. 12	

1. Getting Started

Welcome Warm-up Activity

Human Development Video Activity

From the playlist at www.bitly.com/WondersOfCreation, select a video of a person developing from infancy to adulthood to show and discuss. For example,

1. Do you remember when you were a baby?
2. In what ways do babies change?
3. Did you know that every adult was a baby? People are born on earth to learn about the Lord and to get ready for heaven by doing what He teaches.

2. Focus on the Word

Read

Genesis 2:1-3

Talk About It

What happened on the seventh day of creation? God finished His work and He rested.

Our bodies and minds need rest each day. What are some of the ways rest and sleep help us? Does the Lord need to rest?

Our souls need rest as well as our minds and bodies. The Ten Commandments tell us to “remember the Sabbath day and keep it holy”. “Sabbath” means rest or peace. The Sabbath day, or Sunday, is a day of rest. (See *Arcana Coelestia* 10730.)

God blessed the seventh day and “sanctified” it. “Sanctified” means that He made it holy, or set it apart. In what ways is Sunday different from other days? We go to church, hear the Word, and worship the Lord.

When the Lord was in the world He did useful activities on the Sabbath. He taught in the temple, He healed, and He fed people. He showed us that the Sabbath is a day for serving others as well as a day for remembering the Lord. What can you do to serve others on the Sabbath?

The Lord blessed the seventh day. Blessing means to make happy. The Lord blessed creation, giving us everything we need for a happy life. He also gives us the true and loving ideas we need so we can be happy in heaven. We can become angels and live in heaven when we do what the Lord tells us to in His Word.

The work the Lord did on the first six days of creation is like the work we do to get ready for heaven. What is our work? To read the Word and do our best to do what it tells us.

When we do what the Word teaches, our hearts can open to the Lord and His love can flow in and make us feel happy.

3. Learn by Doing

Choose one or two activities

Choice Creation Mobile

Review the story of creation by making a mobile that shows the Lord and what He made on each day.

1. Give each child the *Creation Mobile Lord* p. 7 and *Creation Mobile Circles*, pp. 8-9. Color all of the pieces.
2. Cut out all of the pieces.
3. Reinforce the Lord's arms so they can support the weight of the circles by taping a popsicle stick to the back of each arm. See picture in right-hand margin.
4. Have the children arrange the circles in order of the days of creation. See how much they can remember. (Ordering key: 1. light/dark. 2. waters divided. 3. land/plants. 4. sun/moon/stars. 5. birds/fish. 6. animals/man. 7. God rested.) Try to give clues that encourage thinking without giving out answers, for example, "What do plants grow in?" (dry land).
5. Once the days are in order, arrange them as shown above.
6. Tape ribbons/yarn to the Lord's hands. Tape the circles to the ribbons, spacing them evenly. Tape 12" (30cm) ribbon to the back of the Lord's head for hanging.



Materials for Each Child

copy of *Creation Mobile Lord* p. 7 and *Creation Mobile Circles* pp. 8-9 printed on stiff paper, scissors, 2 popsicle sticks or strips of cardboard, crayons or markers, 2 pieces of ribbon or yarn 18" (45cm), 1 piece of ribbon or yarn 12" (30 cm), tape

Prepare in Advance

Print pp. 7-9 on stiff paper. Cut ribbon or yarn into 18" (45cm) lengths. Cut 12" (30cm) lengths for hanging the mobile.



Choice Seven Steps to Heaven

The days of creation correspond to seven steps on the path to heavenly life. Set up a walk inside or outside and pause to remember each step of the journey. End with a feast of heavenly foods.

1. We are going on a journey to heaven! We will be looking for clues and answering questions as we go.
2. Read *Seven Steps to Heaven* (p. 10) step 1 aloud and encourage an-

Materials

Seven Steps to Heaven (p. 10); "heavenly" foods such as marshmallows, angel food cake or other heavenly treats!

Seven Steps to Heaven *continued*

swers and discussion.

3. Direct the children to walk in the direction that leads to the step 2 review question. Repeat until all 7 steps have been followed. The 7th step should be placed near the heavenly feast.
4. When all review questions have been discussed, serve the heavenly feast. Encourage angel-like behavior as the children eat!



Choice

Coloring Picture: The Seventh Day

Hand out copies of *The Seventh Day* (p. 11) and invite the children to color it.

Prepare in Advance

Print *Seven Steps to Heaven* p. 10. Cut apart. Choose a route for walking a path to heavenly life. Decide whether to begin or end in your classroom. If you want, write or draw journey clues on the back of each question card, or give verbal directions for the walk. Distribute cards along the route, keeping them in order. Purchase “heavenly” food, such as marshmallows or angel food cake. Set up a feast for everyone at the end of the walk, near the 7th card.

Materials for Each Child

The Seventh Day p. 11; crayons, markers, or colored pencils

4. Wrap It Up

Memory Verse

Read the memory verse aloud. Invite the children to repeat it after you and then have them try to say it on their own.

God rested on the seventh day from all His work.
Genesis 2:3


Closing

What kind of work does the Lord want us to do? (Try to do what He teaches in His Word.)


What helps us get ready for heaven? (Helping others. We can do this on the Sabbath, too!)

Why is rest important? How does it help us?


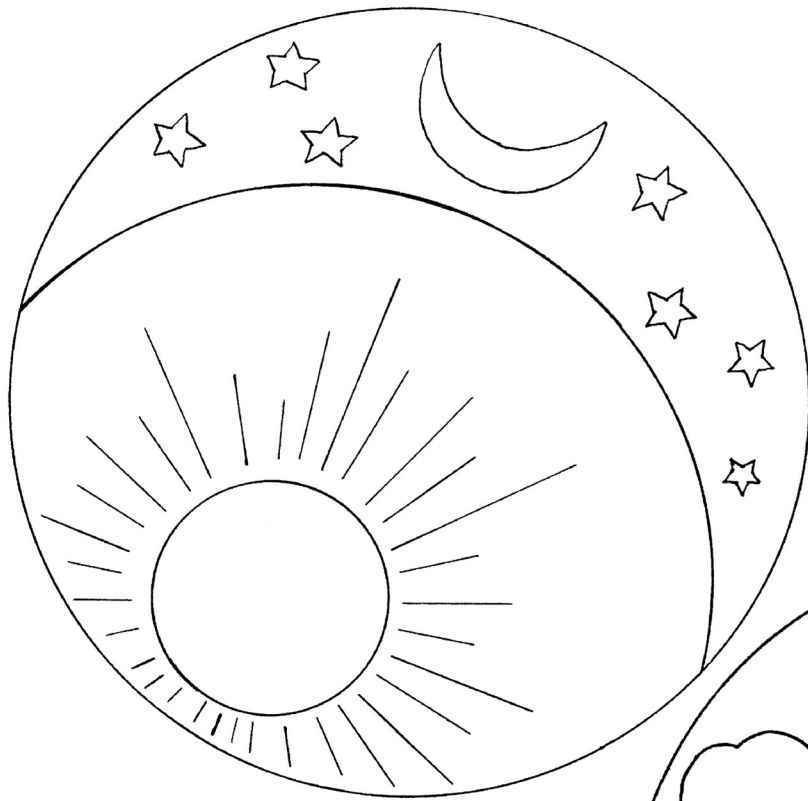
Give *Parent Notes* (p. 12) to children as they leave.



Creation Mobile Lord



Creation Mobile Circles



Seven Steps to Heaven

Step 2

Water corresponds to true ideas from the Lord's Word.

How do true ideas help us on the path to heaven? *True ideas show us what we need to do to go to heaven.*

Step 4

Just as the sun shines on the earth, making our world warm and light, the heavenly sun shines in our minds, giving them light and warmth.

Where can we go to find the light of heaven? *The Lord's Word.*

Step 6

On the sixth day the Lord created animals and people and told people to rule over the animals.

What needs to rule in our lives in order to get to heaven? *Heavenly thoughts should rule over selfish desires.*

Step 1

In the beginning God created the heavens and the earth.

Which part of your mind is like heaven? *The part that cares about the Lord and wants to do what is right.*

Which part of your mind is like the earth? *The part that cares about natural, worldly things.*

Step 3

The Lord plants heavenly seeds of truth in our hearts. When these seeds receive the light and water of good and true ideas from the Word our lives bear fruit.

What are our fruits? *Useful service to others.*

Step 5

On the fifth day the Lord created fish and birds. Birds correspond to our thoughts.

What kind of thoughts soar high in our minds like birds flying high in the sky? *Thoughts about the Lord that help us see what is right.*

Step 7

On the seventh day the Lord rested and blessed His creation.

How does the Lord bless us? *He gives us what we need for life in this world and also what we need for a happy life in heaven after we die.*



Parent Notes

Make a copy for each child. Hand out as children leave.

<p style="text-align: center;">PARENT NOTE</p> <p>Dear Parents, Today we learned that God rested on the seventh day. Rest is important. The Lord gives us a day of rest too— Sunday. It is a day to remember the Lord and do the things He taught us, such as helping others. If we try to do this over a lifetime we will be blessed with rest from our struggles in heaven. We encourage you to help your child learn this week’s Memory Verse. Try saying it once or twice in the morning, at mealtime or before bed.</p> <p style="text-align: center;">Memory Verse</p> <p>God rested on the seventh day from all His work (Genesis 2:1-3).</p>	<p style="text-align: center;">PARENT NOTE</p> <p>Dear Parents, Today we learned that God rested on the seventh day. Rest is important. The Lord gives us a day of rest too— Sunday. It is a day to remember the Lord and do the things He taught us, such as helping others. If we try to do this over a lifetime we will be blessed with rest from our struggles in heaven. We encourage you to help your child learn this week’s Memory Verse. Try saying it once or twice in the morning, at mealtime or before bed.</p> <p style="text-align: center;">Memory Verse</p> <p>God rested on the seventh day from all His work (Genesis 2:1-3).</p>
<p style="text-align: center;">PARENT NOTE</p> <p>Dear Parents, Today we learned that God rested on the seventh day. Rest is important. The Lord gives us a day of rest too— Sunday. It is a day to remember the Lord and do the things He taught us, such as helping others. If we try to do this over a lifetime we will be blessed with rest from our struggles in heaven. We encourage you to help your child learn this week’s Memory Verse. Try saying it once or twice in the morning, at mealtime or before bed.</p> <p style="text-align: center;">Memory Verse</p> <p>God rested on the seventh day from all His work (Genesis 2:1-3).</p>	<p style="text-align: center;">PARENT NOTE</p> <p>Dear Parents, Today we learned that God rested on the seventh day. Rest is important. The Lord gives us a day of rest too— Sunday. It is a day to remember the Lord and do the things He taught us, such as helping others. If we try to do this over a lifetime we will be blessed with rest from our struggles in heaven. We encourage you to help your child learn this week’s Memory Verse. Try saying it once or twice in the morning, at mealtime or before bed.</p> <p style="text-align: center;">Memory Verse</p> <p>God rested on the seventh day from all His work (Genesis 2:1-3).</p>