

General Church Education



The Second Day

Genesis 1:6-8

Lesson 2

Youth Journey Program

Creation: Reflection of God

Level C: For ages 11-14 years

Teacher Background

Creation: Reflecting God through Correspondences

A Key for Understanding the Word

There is a New Church teaching that, “The Word of God is like a body with a living soul” (*Arcana Coelestia* 1408). Many readers have sensed this deeper level of meaning within the words and images of the Bible.

God wrote His Word so that every image contains multiple levels of meaning. The literal meaning focuses on the natural, physical world. A deeper symbolic meaning focuses on the world of the spirit, the world of the human mind. The relationship between the two levels is called “correspondence”. Natural images and symbols “correspond” to spiritual qualities.

We often make this connection between levels without thinking about it. For example, we may talk about not “muddying the waters”, or say that a child is “testing the waters”. When we say “not muddying the waters” we are not talking about water at all; we are saying that false or misleading ideas should not be brought into a situation. Similarly, a child “testing the waters” is experimenting with his or her behavior to see how others react. These sayings make connections between the way true ideas work in our minds with the way water works in the natural world.

Jesus made connections like this in His conversations with people. To a woman at Jacob’s well, He said, “Whoever drinks of the water that I shall give him will never thirst. But the water that I shall give him will become in him a fountain of water springing up into everlasting life” (John 4:14). Jesus was associating the true spiritual ideas He came on earth to teach with water. The connection is in how they are useful—how they work in our lives. True ideas from the Word cleanse our thoughts just as water cleanses our bodies.

Sometimes these connections are harder to see in the stories of the Old Testament. The key, according to the Heavenly Doctrine for the New Church, is this concept of correspondences. Correspondences allow us to see more than the general allegory of the human journey to the “promised land” of heaven. They help us see who God is and what He intends for us in specific ways. A knowledge of correspondences can help us gain fresh insight into the stories of the Old Testament.

This is true for the creation story. The Heavenly Doctrine explains creation in terms of a person’s step-by-step spiritual progress along the path to heaven. Each “day” of creation pictures a new level of personal development. The seventh day is a beautiful picture of the restful state of heaven—a state free from the struggles against selfishness that we all deal with in this world.

The spiritual meanings of the days of creation are interwoven throughout this lesson. We hope they bring this familiar story to life in new ways.

Correspondences are natural truths in which spiritual truths are reflected as in a mirror. *Arcana Coelestia* 9300



The Second Day Level C

Genesis 1:6-8

Ages 11-14

Life Focus: The Word and the created world reflect the Lord, the Creator.

Lesson Focus: We are connected with heaven when we do what the Word teaches.

Reading: Then God said, “Let there be a firmament in the midst of the waters, and let it divide the waters, from the waters.” Thus God made the firmament, and divided the waters which were under the firmament from the waters that were above the firmament; and it was so. And God called the firmament heaven. So the evening and the morning were the second day (Genesis 1:6-8).

Lesson 2		Materials Supplied	Materials Needed
1. Getting Started (2-3 minutes)	Welcome Warm-up Activity	Water Word Play directions p. 4	
2. Focus on the Word Use all activities (5-7 minutes)	Read the Word Talk About It discuss the reading	see <i>Reading</i> above Talk About It discussion guide p. 4	
3. Learn by Doing Choose 1-2 activities (15-20 minutes)	Interactive Activity/ Service Project brainstorm ways to make true ideas into life choices; <i>optional</i> : choose a service project to act on	Spiritual Water Cycle directions p. 5 <i>Spiritual Water Cycle</i> pp. 7-12	stiff paper for printing, scissors, tape, pencils or pens <i>optional</i> : supplies for a service project
	Make create a water cycle globe; shake the globe and think of a useful act of service to do as the glitter falls	Sparkling Water Globe directions pp. 5-6 <i>Sparkling Water Globe</i> p. 13	small plastic bottle with cap for each student (small water bottles work well), stiff paper for printing, water, glitter, scissors, tape, duct tape
4. Wrap It Up (2-3 minutes)	Take the Message Home introduce quotation for the week	Take Home Cards p. 14	

1. Getting Started

Welcome

Water Word Play

Warm-up Activity

Have you ever been excited about something, and then had a parent or teacher “throw cold water” on your idea? What does this expression mean? (to discourage someone from doing something) Water is used in many familiar phrases—e.g. “muddy the water”, “test the water”, being “in deep water”, “keeping your head above water”. What does the word “water” refer to? (true ideas—often practical facts)

2. Focus on the Word

Read

Genesis 1:6-8

Talk

What does the word “Genesis” mean? Beginning.

About It

Genesis tell us that the world was created in seven days. How is this true? The Word is written in parables. Science confirms that creation did not happen in seven days. The Heavenly Doctrine explains that the days correspond to the stages of *spiritual* development a person goes through to become an angel in heaven.

In the beginning the world was dark and without form. Then God created light and separated it from the darkness. What light is this talking about? True ideas from the Word that light up the path to heaven and help us see how to wisely take care of ourselves and others.

Next, God divided the waters under the expanse (or sky) from the waters above the expanse. What kinds of water are “above the expanse”? Clouds, rain, snow.

What kinds of water are “under the expanse”? Streams, rivers, lakes, ponds, seas, oceans.

What are some of the ways in which you have used water today? Washing, cooking, drinking, etc.

We cannot live without water. Our bodies are mostly made up of water. People have lived for up to a month without food, but they seldom live for a week without water. Our need for water corresponds to our spiritual need for true ideas. True ideas from the Word are as important for our minds as water is for our bodies. Without true ideas we would not know right and wrong—and without this we cannot know the path to heaven.

The many sources of water picture different ways true ideas come to us. What are some of the ways we can learn true ideas in addition to those we get directly from the Lord in His Word? From parents, teachers, church, friends, good books, experience.

We learn true ideas about the world around us from personal experience and from scientific discoveries—e.g. gravity. True ideas about the natural world correspond to the waters below. We are connected with heaven when we have the Word in our minds and use our practical knowledge and skills to take action and serve the Lord and our neighbor.

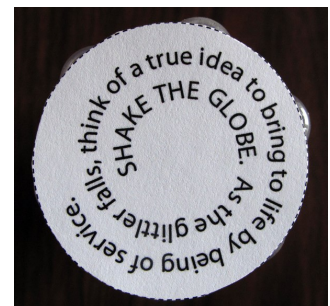
Sparkling Water Globe *continued*

rain (waters above) to clean and water the earth, the Lord’s Word offers true ideas that come from “above” (heaven) to cleanse and refresh our minds.

3. The “waters below” are true ideas we take in from the world around us. They are information we learn from our own experiences, or from science or nature.
4. Practical skills and worldly knowledge allow us to bring true ideas to life, e.g. we can show love for others by making cookies or washing dishes for them. When we combine the true ideas we know from the Word with practical knowledge, we can return the Lord’s love to Him by serving others. These actions enable us to be *joined* with the Lord.
5. What could you do to bring the idea of “loving your neighbor as yourself” to life? (allow discussion)
6. We will be making Sparkling Water Globes to help keep in mind how true ideas from the Lord can become fruitful in our minds.
7. Give each student a water bottle. Peel off the label and fill the bottle with water. Add blue or silver glitter. Screw the lid on tightly and tape the lid firmly with duct tape.
8. Cut out the *Sparkling Water Globe* base and lid on p. 13. Each student needs one base and one lid. Bend the base into a circle to support the bottle. Turn the water bottle upside-down, and place within the base, so the lid rests on the table. Staple the base into a circle that allows the bottle to rest upright inside it.
9. Tape the circular lid to the “top” (formerly the base) of the bottle.
10. Follow the directions printed on the top! Keep the Sparkling Water Globe where you will see it. Shake the globe when you pass it and think of an act of service you can do for another person.

Prepare in Advance

Print *Sparkling Water Globe* (p. 13) on stiff paper.



4. Wrap It Up

Closing

What are the two kinds of water in the creation story? (Practical knowledge from the world around us and knowledge from the Word)

Why is it important to have both types of knowledge? (Practical knowledge allows us to act on the Word in our lives—which is how we can be connected with heaven)

Take the Message Home

Read this quotation aloud: “Whoever drinks of the water that I shall give him will never thirst.... The water that I shall give him will become in him a fountain of water springing up into everlasting life” (John 4:14). You are in connection with true ideas that come to you from the Lord through heaven all the time. Have you had an experience where you suddenly were aware of this connection? Ask yourself, “Is there a part of you that feels “thirsty” for that connection?”


Give *Take Home Cards* (p. 14) to the students as they leave and suggest they put them up somewhere they will see them this week.

We are joined with the Lord
when we act on them

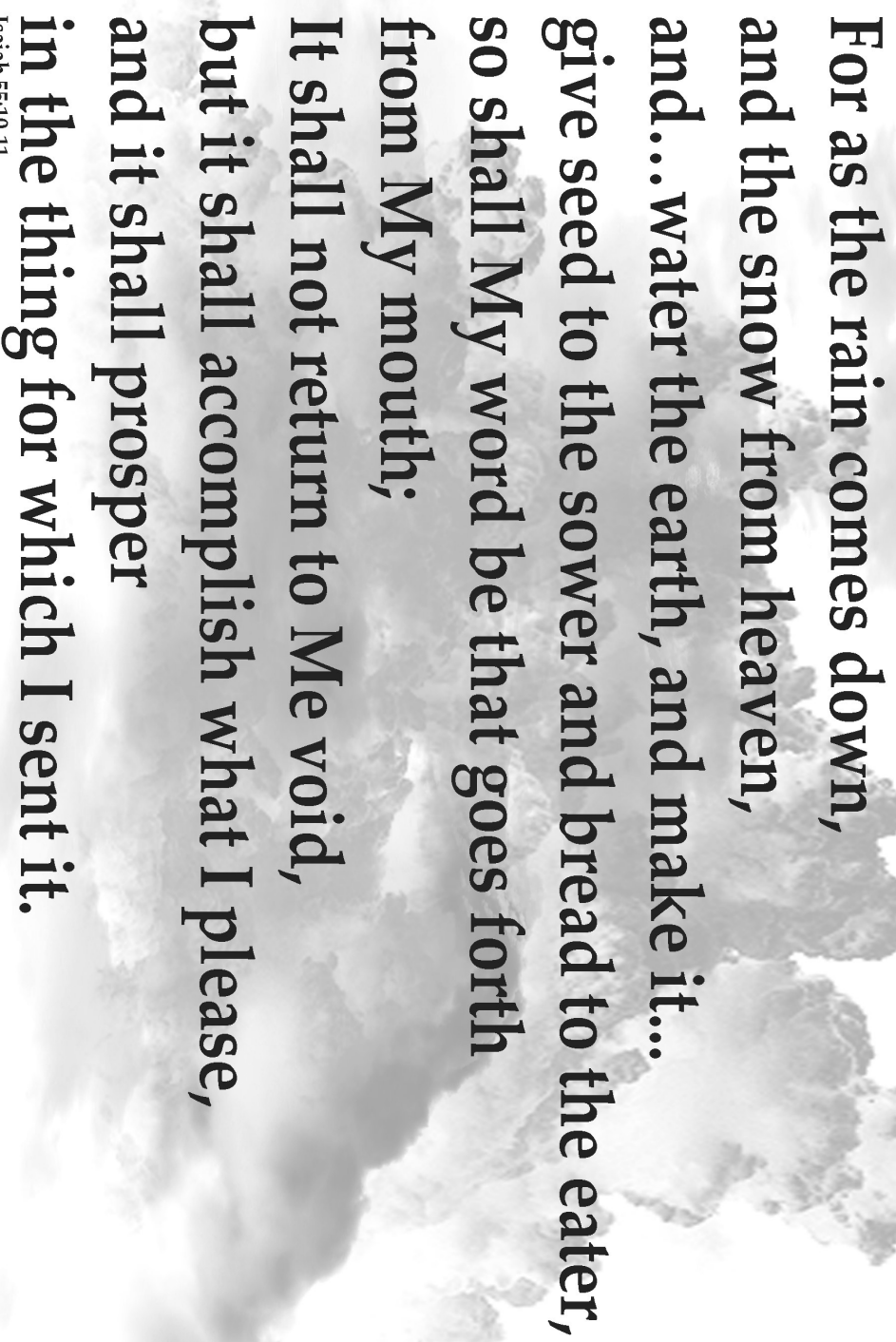


Spiritual Water Cycle - Arrow

Good and true ideas
from the Lord flow in








Spiritual Water Cycle - Arrow




**For as the rain comes down,
and the snow from heaven,
and... water the earth, and make it...
give seed to the sower and bread to the eater,
so shall My word be that goes forth
from My mouth;
It shall not return to Me void,
but it shall accomplish what I please,
and it shall prosper
in the thing for which I sent it.**

Isaiah 55:10-11



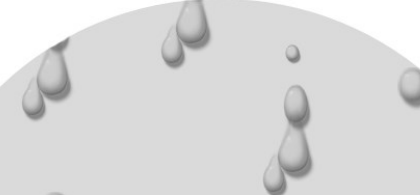


Spiritual Water Cycle - Response Raindrops




You shall love your
neighbor as yourself.

Matthew 22




You shall not swear by
My name falsely.

Deuteronomy 19



You shall not hate your
brother in your heart.

Deuteronomy 19



You shall not
go about as a tale-
bearer.

Deuteronomy 19



The heavenly will cannot be opened unless good intentions are put into action. See Spiritual Experiences 602-4

Charity is doing what is good and just daily to people we meet. True Christian Religion A23

All religion is of life and the life of religion is to do good. Doctrine of Life 1

The heavenly will cannot be opened unless good intentions are put into action. See Spiritual Experiences 602-4

Charity is doing what is good and just daily to people we meet. True Christian Religion A23

All religion is of life and the life of religion is to do good. Doctrine of Life 1

Take Home Cards
Make a copy for each student.

Whoever drinks of the water that
I shall give him will never thirst.
The water that I shall give him will
become in him a fountain of water
springing up into everlasting life.

John 4:14

Whoever drinks of the water that
I shall give him will never thirst.
The water that I shall give him will
become in him a fountain of water
springing up into everlasting life.

John 4:14