



The Sower

Matthew 13:3-11, 18-23

Level A

Ages 3-6

Lesson Focus: Listening to the Lord

Reading Summary: Jesus spoke to a large crowd from a boat on the Sea of Galilee. He told the parable of the sower. As the sower sowed, some seed fell on the road, some fell on stony places, some fell among thorns, and some fell on good ground. The seed was the Word of God. The different kinds of ground on which it fell are different ways in which people receive the Word. Hearing the Word and trying to do what it says leads to a life of fruitfulness.

Lesson 1		Materials Supplied	Materials Needed
1. Welcome Warm-up Activity (2-3 minutes)	Introduce a Song	Introduce <i>The Sower Song</i> directions p. 2 <i>The Sower</i> p. 6	Computer, tablet or cell phone to hear and see the song video at bitly.com/GCEDTheSower
2. Focus on the Word Use all activities (5-7 minutes)	Read the Word and Talk About It	see <i>Reading Summary</i> above discussion guide p. 2 teaching picture p. 5	Bible or copy of Matthew 13:3-11,18-23; an apple or other fruit to cut up
3. Learn by Doing Choose 1-2 activities (15-20 minutes)	Act-It-Out children act out the Lord's telling of the parable of the sower while listening to the song, "The Sower"	A Sower Went out to Sow directions p. 3 <i>The Sower</i> p. 6 <i>A Sower Went out to Sow Words and Actions</i> p. 7	open space for acting, blue sheet for Sea of Galilee, "boat" for Jesus, seeds that are easy to clean up (e.g. bird seed), device for playing <i>The Sower</i> at bitly.com/GCEDTheSower
	Make decorate a picture of different kinds of ground to show what happened when seed fell on each	Planting in Good Ground directions pp. 3-4 <i>Different Kinds of Ground</i> p. 8	stiff paper; seeds such as beans, lentils, sunflower seeds, etc.; green paper or tissue paper; glue; scissors <i>optional:</i> crayons
	Coloring Picture	The Sower p. 9	crayons, markers or colored pencils
4. Wrap It Up (2-3 minutes)	Memory Verse introduce the memory verse for the week	Memory Verse <i>Parent Notes</i> p. 10	

1. Welcome Warm-up Activity

Introduce *The Sower Song*

Supplies needed: large soft ball, equipment to show song video

Start by welcoming everyone and saying who you are. Seat the children in a circle on the floor.

Roll a large soft ball to one child in the circle. As the child receives it, they say their name and then roll it to another child. Repeat until all children have said their names.

For the next five lessons we will be learning about parables. Parables are special stories that the Lord told so people would know about heaven, and how to come into heaven.

Today our story is about a man who planted seeds. He is called a *sower*. Let's listen to the song to find out what happened.

Play song at <https://www.newchurchvineyard.org/resource/song-the-sower/>. Listen to it several times. Invite children to sing along.

2. Focus on the Word

Read: Matthew 13:3-11, 18-23. A teaching picture is available on p. 5.

Who made you? The Lord!

The Lord made you, and He loves you very much! I'm sure that there are some people you love very much too. (Invite the children to share the name of one of their loved ones.)

We like to do things with people. We like to talk to them and play with them. These are just two of the ways we can show other people that we love them and enjoy being with them. The Lord loves to talk to us too. He wants us to know how much He loves and cares for us and that He has important things for us to learn. He tells us these things in His Word, where He can talk to us.

When the Lord was on earth people could see Him and hear Him talk. One of the ways the Lord talked to people was by telling parables. Parables are stories that teach ideas about what we should do, and about heaven. Let's say the word parables together: "parables".

In our story the sower spread His seeds in many places. What were they? And what happened to the seeds that fell there? (1) Wayside or road—birds came and ate them (2) Stony ground—grew quickly, but then died in the hot sun (3) Thorny ground with thorns—grew, but were choked by thorns (4) Good ground—grew and bore fruit.

Let's look at some seeds. (Show a fruit, e.g. an apple.) Where did this apple come from? (Cut open the fruit and look at the seeds.)

Fruit comes from seeds that the Lord grows into plants, trees or vines. This apple grew from tiny seeds like the ones inside this apple! The seeds were planted in the ground and grew into a tree that gave us the apple. (Share some apple. As you eat, talk about how sweet and delicious it tastes.)

The sower in the story is like the Lord. The seeds He plants are true ideas from His Word. When we listen to the Word, and do what it says, the seeds of truth can grow big and strong in us so that one day we will become angels in heaven.

3. Learn by Doing

Choose one or two activities

Choice A Sower Went out to Sow

Reenact the story of the Sower while singing *The Sower* song that was introduced during the warm-up activity. The children act like the seeds planted in different kinds of ground.




1. We are going to sing *The Sower* song again. Sing along with the video or sing it by yourselves.
2. When everyone is feeling comfortable, let them know that they will be acting out the story while they sing the song.
3. Assign roles and get the children in starting positions.
 - For a young group, the teacher can be the Lord in a boat or the sower, and the children the seeds growing in various places.
 - For older children, parts could be assigned so that one child could be the Lord, another the sower, and one or more child could be each type of seed, etc.
4. Act out the parable while singing the song.
5. If there is interest and time, repeat the story. Use the same actors or assign new roles.

Choice Planting in Good Ground

In the parable of the Sower, seed is sown onto four different kinds of ground with varying results. In this project, children embellish a picture showing the different kinds of ground with seeds and leaves.

Be sure to show that only the seeds sown in good ground were able to grow and thrive.



1. Distribute copies of *Different Kinds of Ground* (p. 8) and give each child a small handful of (about 15) seeds.

Materials Needed

Open space, blue sheet for Sea of Galilee, “boat” for Jesus, seeds that are easy to clean up (e.g. bird seed); device for playing *The Sower* at <https://www.newchurchvineyard.org/resource/song-the-sower/>

Prepare in Advance

Become familiar with *The Sower* song on p. 6 and *A Sower Went out to Sow Words and Actions* p. 7. Gather props and set up the room.

New Church Concept Good Made Fruitful

Goodness continually flows in from the Lord. But when it comes through the inner or spiritual person to the outer or natural person, it is there either perverted, turned back, or suffocated. But when the things which belong to the love of self and love of the world are removed from the outer person, then goodness is received there and is made fruitful. See *Arca-na Coelestia* 3147.2

Materials Needed

Different Kinds of Ground p. 8 printed on stiff paper for each child; seeds such as beans, lentils, sunflower seeds, etc.; green paper or tissue paper; glue; scissors optional: crayons

Prepare in Advance

Print copies of *Different Kinds of Ground* p. 8 on stiff paper. Depending on your group, you may want to prepare enough “leaves” for the class ahead of time.

Planting in Good Ground *continued*

2. Have children glue seeds to the wayside image while you talk about what happened to the seeds that fell there. (Depending on the age of your group, you may want to put dots of glue on the pictures for the children to place the seeds on.)
3. Repeat step 2 with the stony ground, thorny ground and good ground pictures.
4. After gluing seeds onto the good ground, talk about what happened then—the seeds could take root and grow. Give each child some green paper. Cut (or tear) the paper into leaves.
 - If using regular green paper, cut leaf shapes out of the paper. (Depending on the age of your group you may wish to cut leaves for the children ahead of time.)
 - If using tissue paper, tear the paper into small pieces and scrunch them up a bit. (Depending on the age of your group, you may wish to pre-tear or cut the tissue into small pieces.)
5. Have children glue the “leaves” above the seeds on the “good ground”—to show the growing plants.
6. *Optional*: Let children add more color to the picture with crayons.



Coloring Picture: The Sower

Hand out copies of *The Sower* (p. 9) for children to color.

New Church Concept Kinds of Ground

A “field” means the good of life in which are to be implanted the things of faith, that is, spiritual truths which are of the church. This is evident from the Lord’s parable of the sower. That the “seed” is the Word of the Lord, or truth, which is said to be of faith, and that the “good ground” is the good which is of charity, is evident, for it is the good in a person that receives the Word. The “hard way” is falsity. A “stony place” is truth that has no root in good. “Thorns” are evils. See *Arcana Coelestia* 3310

Materials Needed

copies of *The Sower* p. 9;
crayons, markers, or colored pencils

4. Wrap It Up

Memory Verse

We will be introducing a new Memory Verse with each lesson. Read the verse one phrase at a time and ask the children to repeat them after you. Then invite the children to repeat the whole verse with you.

Whoever hears the word and understands it...bears fruit.

Matthew 13:23

Closing

The Lord wants us to become angels and to give us the happiness of heaven. He tells us how we can do this in His Word. If we listen to the Word and do what it teaches, our lives will be fruitful and blessed.

Give a Parent Note (p. 10) to children as they leave.



The Sower

Matthew 13: 3-8

Lori Odhner

D A D

1. A sow - er went out to sow seeds on the ground, And
2. And some of the seeds fell up - on a hard rock, And
3. And some of the seeds fell in this - tles and thorns, And
4. And some of the seeds fell up - on the good ground, And

The first system of music features a treble and bass clef with a key signature of two sharps (D major) and a 6/8 time signature. The melody is in the treble clef, and the bass line is in the bass clef. The lyrics are numbered 1 through 4, corresponding to the four verses of the parable.

G A D A

some of the fell on the road.— And they were all tram-pled and
then when they start-ed to try— To grow straight and tall they all
then when they start-ed to bloom,— The thorns and the this - tles all
then when they start-ed to root,— Those seeds all grew up to be

The second system of music continues the melody and bass line. The lyrics describe the fates of the seeds: some were trampled and trodden underfoot, some grew straight and tall, and some grew up to be eaten by birds.

D G A D

eat - en by birds. And so those seeds could nev - er grow.—
with - ered a - way, Be - cause they were thirst - y and dry.—
choked them to death And left them with - out an - y room.—
health - y and strong And blos - somed with hun - dreds of fruit.—

The third system of music concludes the piece. The lyrics describe the final fates of the seeds: some were eaten by birds, some withered away because they were thirsty and dry, and some were choked to death by thorns and tangles, leaving no room for fruit.

©1991 Lori & John Odhner. All rights reserved.

This song is taken from *Songs from the Word* by John and Lori Odhner. Order the complete book online at <http://tinyurl.com/johnandlori>. Used by permission.

A Sower Went out to Sow Words & Actions

Act out the song while singing along to *The Sower* at <https://www.newchurchvineyard.org/resource/song-the-sower/>.

A sower went out to sow seeds on the ground,

Sower sows seeds.

And some of them fell on the road.

Children curl up like “seeds” on the road.

And they were all trampled and eaten by birds.

Children get up and “fly away” around the room.

And so those seeds could never grow.

Children get ready to curl up on the floor again.

And some of the seeds fell upon a hard rock,

Sower sows seeds.

And then when they started to try

Children curl up like “seeds” on rock.

To grow straight and tall they all withered away,

Children “grow” up but wither back down to the ground again.

Because they were thirsty and dry.

Children get ready to curl up on the floor again.

And some of the seeds fell in thistles and thorns,

Sower sows seeds. Children curl up like “seeds”.

And then when they started to bloom,

Children stand up and make their hands into flowers that bloom.

The thorns and the thistles all choked them to death

Children put their hands across their chests and sink down on to the floor.

And left them without any room.

Children get ready to curl up on the floor again.

And some of the seeds fell upon the good ground,

Sower sows seeds. Children curl up like “seeds”.

And then when they started to root,

Children stand up.

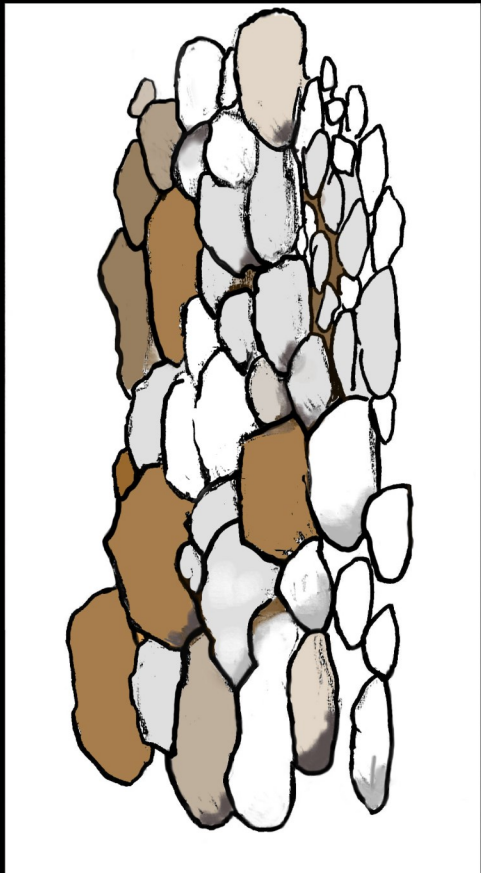


Those seeds all grew up to be healthy and strong

Children stretch their hands up toward the ceiling.

And blossomed with hundreds of fruit.

Children open their hands and wave them back and forth over their heads.





Different Kinds of Ground



The Sower

Parent Notes

Make a copy for each child. Hand out as children leave.

PARENT NOTE


Dear Parents,
We have started learning some parables about heaven. Today our story was about the Sower. Ask your child where he sowed his seeds! We also learned a song that can help us remember the story. Your child can listen to it again at <https://www.newchurchvineyard.org/resource/song-the-sower/>.

We will be learning a memory verse each week. We encourage you to help your child remember these verses by repeating them once or twice in the morning, at mealtime, or before bed.

Memory Verse

Whoever hears the word and understands it...bears fruit.

Matthew 13:23



PARENT NOTE


Dear Parents,
We have started learning some parables about heaven. Today our story was about the Sower. Ask your child where he sowed his seeds! We also learned a song that can help us remember the story. Your child can listen to it again at <https://www.newchurchvineyard.org/resource/song-the-sower/>.

We will be learning a memory verse each week. We encourage you to help your child remember these verses by repeating them once or twice in the morning, at mealtime, or before bed.

Memory Verse

Whoever hears the word and understands it...bears fruit.

Matthew 13:23



PARENT NOTE


Dear Parents,
We have started learning some parables about heaven. Today our story was about the Sower. Ask your child where he sowed his seeds! We also learned a song that can help us remember the story. Your child can listen to it again at <https://www.newchurchvineyard.org/resource/song-the-sower/>.

We will be learning a memory verse each week. We encourage you to help your child remember these verses by repeating them once or twice in the morning, at mealtime, or before bed.

Memory Verse

Whoever hears the word and understands it...bears fruit.

Matthew 13:23



PARENT NOTE

Dear Parents,
We have started learning some parables about heaven. Today our story was about the Sower. Ask your child where he sowed his seeds! We also learned a song that can help us remember the story. Your child can listen to it again at <https://www.newchurchvineyard.org/resource/song-the-sower/>.

We will be learning a memory verse each week. We encourage you to help your child remember these verses by repeating them once or twice in the morning, at mealtime, or before bed.

Memory Verse

Whoever hears the word and understands it...bears fruit.

Matthew 13:23

