



The Pearl of Great Price

Level A

Ages 3-6

Matthew 13:45-46; Revelation 21:21

Lesson Focus: Looking for truth

Reading Summary: “The kingdom of heaven is like a merchant seeking beautiful pearls, who, when he had found one pearl of great price, went and sold all that he had and bought it.” Matthew 13:45-46

“The twelve gates [of the holy city] were twelve pearls; each individual gate was of one pearl.” Revelation 21:21

Lesson 2		Materials Supplied	Materials Needed
1. Welcome Warm-up Activity (2-3 minutes)	Game	Search for a “Pearl” directions p. 2	white ball of some kind (e.g. ping pong, Styrofoam, tennis, or whiffle ball; small balloon; etc.)
2. Focus on the Word Use all activities (5-7 minutes)	Read the Word and Talk About It	see <i>Reading Summary</i> above discussion guide p. 2 teaching pictures pp. 5-7	Bible or copy of Matthew 13:45-46 and Revelation 21:21
3. Learn by Doing Choose 1-2 activities (15-20 minutes)	Make children make “I Spy” finders with a pearl hidden inside	I Spy Pearl Finder directions p. 3	small plastic bottles or jars with lids (e.g. mini water or juice bottles), pearl beads, enough rice to fill bottles, large bowl or bin with rice scooper (spoon or paper cup), other items to put in bottles (e.g. beads, sequins, shells, small stones, coins, paperclips, etc.), masking tape, permanent marker
	Game a cooperative group game to put together a pearl of great price	Seeking Pearls Game directions pp. 3-4 <i>Seeking Pearls Game Cards</i> pp. 8-10	stiff paper for printing, paper cutter or scissors
	Coloring Picture	Pearl of Great Price p. 11	crayons, markers or colored pencils
4. Wrap It Up (2-3 minutes)	Memory Verse introduce the memory	Memory Verse <i>Parent Notes</i> p. 12	

1. Welcome Warm-up Activity

Search for a “Pearl”

Supplies needed: a “pearl” such as a white ping-pong ball, tennis ball, Styrofoam ball or whiffle ball, or a small white balloon

Optional: pearl necklace or bracelet to show the children

Preparation: hide the ball somewhere in the classroom where the children will be able to find it.

Welcome everyone to class. Ask the children, “What kinds of stones are precious and beautiful?” (Answers will vary.) Most precious stones are found in the ground, but one kind of gem comes from an animal. What might that be?

If you have brought a pearl, look at it together. Encourage children to notice its soft shine, smooth outside, and beautiful color.

This pearl was made when a tiny speck of sand got inside an oyster’s shell. The oyster covered the sand with layers and layers of shiny stuff. The pearl grew bigger and bigger until it was this big!

Now something that is white and round like a pearl is hiding in the room. Let’s see if we can find it! Help children as needed by giving clues such as you’re getting “hotter” or “colder”. Rejoice with them when the pearl is found.

2. Focus on the Word

Read: Matthew 13:45-46; Revelation 21:21. Teaching pictures are available on pp. 5-7.

Have you ever tried to look for something special? What was it? Did you find it?

Our story today is about a merchant. A merchant is a person who buys and sells things. Today, merchants run the stores where we buy our food, clothes and other things we need and want.

The merchant in our story wanted to find something special. What was it? A pearl of great price.

It must have been very beautiful. Pearls are made by oysters living in oceans or in ponds and rivers. Pearls grow in many shapes and sizes. Some pearls are small and bumpy. Others are large, round and smooth. Most pearls are white, but they can also be black, grey or pink. Natural round pearls are rare and hard to find.

The merchant would have looked at many pearls before finding the one he was looking for—the pearl of great price.

What did the merchant do when he found the pearl of great price? He sold everything he had so he had enough money to buy it!

Can you imagine selling everything you have to get one beautiful pearl?

The book of Revelation tells us that, “The twelve gates [of the holy city] were twelve pearls; each individual gate was of one pearl” (Revelation 21:21). Imagine a pearl as large as the door of this room!

The Word tells us that pearls are like the beautiful teachings and true ideas we find in the Word. True ideas are the “doors” to heaven—they lead us to heaven when we live by them.

Like the merchant, the Lord wants us to search the Word for true and good ideas so we will know what is right and what is wrong. Then we will be able to do what is right to follow the Lord to heaven.

3. Learn by Doing

Choose one or two activities

Choice

I Spy Pearl Finder

The merchant in our parable was actively seeking pearls. This means he was *looking* for truth. In this activity, children will make “I Spy” finders with various “treasures” in them so they too can experience the search for a single special pearl of great price.



1. Tell children that they are each going to make an “I Spy” finder so they can search for a special pearl of great price like the merchant did in the story.
2. Show them the sample you made and how to shift and turn the bottle to find the pearl.
3. Give each child a bottle and a pearl to put inside it.
4. Invite them to choose 5-7 other items such as beads, coins, sequins, etc. to put in the bottles.
5. Now invite the children to put their bottles in the bin or bowl with rice. Scoop rice into the bottle, making the bottles about $\frac{3}{4}$ full.
6. Put the lids securely on the bottles. Seal the lids using sturdy tape, such as masking tape.
7. Write each child’s name on their bottle with permanent marker.
8. Let the children have fun finding the pearl in their own and their friends’ “I Spy” Pearl Finders.

Materials Needed

small plastic bottle or jar with lid and one pearl bead for each child, enough rice to fill the bottles, large bowl or bin with rice scoop (spoon or paper cup), other items to put in bottles (beads, sequins, shells, small stones, coins, paper-clips, etc.), sturdy tape such as masking tape, permanent marker

Prepare in Advance

Make sure bottles are clean and dry. Pour the rice into a large bowl. Make a sample.


New Church Concept Pearl of Great Price

“Pearls” stand for the knowledges of good and truth. “The one precious pearl” means the knowledge about the Lord and His Divine nature. “He sold all that he had and bought it” means to reject what is one’s own in order to receive life from the Lord. See *Apocalypse Explained* 1044

Choice

Seeking Pearls Game

Seek pearls by playing a simple game. Players will take turns picking up one card. Each card pictures sand, one or more pearls, or a piece of the “Pearl of Great Price” (6 cards), which players cooperatively put together. Players keep individual pearl and sand cards. The game ends when all six parts of the pearl of great price have been found. Scoring the individual hands is optional.



1. Thoroughly shuffle **all** the cards into a single deck. (All the cards = a copy of pp. 8-9 for each child plus one copy of p. 10 for the group.) Place cards face down in the middle of a table or floor space.

Materials Needed

Stiff paper for printing copies of *Seeking Pearls Game Cards* pp. 8-10, scissors or paper cutter

Prepare in Advance

Print *Seeking Pearls Game Cards* on thick paper. **Print one copy of pp. 8-9 for each child, and one copy of p. 10 for the entire group.** Cut apart using a paper cutter or scissors.

Seeking Pearls Game *continued*

2. We are going to seek pearls! The pearls are all in this deck of cards.
3. Explain the game by showing samples of various cards. Show cards with one, two or three pearls. (If you are choosing to score the game, let children know that each pearl on the card is worth one point.)
4. Some cards do not have any pearls—only sand. (These cards do not have any points.)
5. You may also get a card that has a piece of a huge pearl—the “pearl of great price”. These cards are used to build one huge pearl in the middle of the table. Once this pearl is finished, the game ends.
6. Take turns taking the *top* card from the deck. (This can be challenging for younger children.)
7. Place pearl and sand cards in front of you as you get them. When you get a “pearl of great price” card, help build the large pearl in the middle of the table.
8. When the “pearl of great price” is complete the game ends. (If you are scoring, help children count the value of their cards.)
9. Replay if there is interest.
10. Let children take home the pearl cards they found, if they wish.

Choice

Coloring Picture: Pearl of Great Price

Hand out copies of *Pearl of Great Price* (p. 11) for children to color.

New Church Concept Gates of Pearl

The reason why “each of the gates was of one pearl” is that all the knowledges of truth have relation to one knowledge, which is their containant. This one knowledge is the knowledge of the Lord. Acknowledgement and knowledge of the Lord conjoin into one all the knowledges of truth and good from the Word because there is a connection in all spiritual truths. See *Apocalypse Revealed* 916

Materials Needed

copies of *Pearl of Great Price* p. 11; crayons, markers, or colored pencils

4. Wrap It Up

Memory Verse

Help children start learning the memory verse by reading it one phrase at a time. Invite the children to repeat the phrases after you. Once students are comfortable with the phrases, repeat the entire verse, inviting the children to say it with you.

The kingdom of heaven is like a merchant who found one pearl of great price, sold all that he had, and bought it.


Matthew 13:45-46 (excerpts)

Closing


The Lord provides many doors or ways for us to find heaven. We open these doors by listening to His Word and doing what He tells us.

Give a *Parent Note* (p. 12) to children as they leave.










Seeking Pearls Game Cards







Parent Notes

Make a copy for each child. Hand out as children leave.

PARENT NOTE

Dear Parents,

Today we heard the parable of the pearl of great price and learned that pearls are made by animals, called oysters, living in the oceans. We also learned that the pearl of great price means the true ideas in the Lord's Word that we should seek and use so we can go to heaven.

We encourage you to help your child remember this week's memory verse by saying it once or twice a day—in the morning, at mealtime, or before bed.

Memory Verse

The kingdom of heaven is like a merchant who found one pearl of great price, sold all that he had, and bought it.
Matthew 13:45-46 *excerpts*



PARENT NOTE

Dear Parents,

Today we heard the parable of the pearl of great price and learned that pearls are made by animals, called oysters, living in the oceans. We also learned that the pearl of great price means the true ideas in the Lord's Word that we should seek and use so we can go to heaven.

We encourage you to help your child remember this week's memory verse by saying it once or twice a day—in the morning, at mealtime, or before bed.

Memory Verse

The kingdom of heaven is like a merchant who found one pearl of great price, sold all that he had, and bought it.
Matthew 13:45-46 *excerpts*



PARENT NOTE

Dear Parents,

Today we heard the parable of the pearl of great price and learned that pearls are made by animals, called oysters, living in the oceans. We also learned that the pearl of great price means the true ideas in the Lord's Word that we should seek and use so we can go to heaven.

We encourage you to help your child remember this week's memory verse by saying it once or twice a day—in the morning, at mealtime, or before bed.

Memory Verse

The kingdom of heaven is like a merchant who found one pearl of great price, sold all that he had, and bought it.
Matthew 13:45-46 *excerpts*



PARENT NOTE

Dear Parents,

Today we heard the parable of the pearl of great price and learned that pearls are made by animals, called oysters, living in the oceans. We also learned that the pearl of great price means the true ideas in the Lord's Word that we should seek and use so we can go to heaven.

We encourage you to help your child remember this week's memory verse by saying it once or twice a day—in the morning, at mealtime, or before bed.

Memory Verse

The kingdom of heaven is like a merchant who found one pearl of great price, sold all that he had, and bought it.
Matthew 13:45-46 *excerpts*

