



The Great Supper

Luke 14:16-24

Level A

Ages 3-6

Lesson Focus: Responding to the Lord

Reading Summary: A man invited people to a great supper. When his servant went to tell the guests that it was ready, all asked to be excused. One said, “I have bought ground, and must go and see it.” Another said, “I have bought oxen and I am going to test them.” Another said, “I have married a wife and cannot come.” When the servant told his master, the master became angry and said, “Go into the streets and lanes and bring in the poor, the maimed, the lame and the blind.” And the servant said, “Master, it is done as you commanded, and still there is room.” Then the master said, “Go out into the highways and hedges; fill my house. None of those who were invited shall taste my supper.”

Lesson 5		Materials Supplied	Materials Needed
1. Welcome Warm-up Activity (2-3 minutes)	Activity	Favorite Foods directions p. 2	
2. Focus on the Word Use all activities (5-7 minutes)	Read the Word and Talk About It	see <i>Reading Summary</i> above discussion guide p. 2 teaching picture p. 5	Bible or copy of Luke 14:16-24
3. Learn by Doing Choose 1-2 activities (15-20 minutes)	Act-It-Out children recreate the story of the great supper using paper puppets	Puppet Feast directions p. 3 <i>Puppet Feast Script</i> p. 6 <i>Puppet People</i> pp. 7-8 <i>Master & Servant Puppets</i> p. 9 <i>Puppet Feast Table</i> p. 10	tape or stapler, scissors, crayons or markers, open space for acting or a table to sit around <i>optional:</i> snack to enjoy at the end of the activity
	Make create a caterpillar and transform it into a butterfly—a symbol of new heavenly life	Caterpillars to Butterflies directions pp. 3-4 <i>Butterfly</i> p. 11	use tissue paper in two bright colors OR <i>Butterfly Picture</i> on p. 11, small stickers, brown pipe cleaners, yarn or ribbon, scissors, tape
	Coloring Picture	Invited to the Supper p. 12	crayons, markers or colored pencils
4. Wrap It Up (2-3 minutes)	Memory Verse introduce the memory verse for the week	Memory Verse <i>Parent Notes</i> p. 13	

1. Welcome Warm-up Activity

Favorite Foods

The Lord has created many wonderful foods for us to eat! Let's see how many kinds of food we can think of. (Examples might include fruits, vegetables, grains or cereals, meat, nuts, berries, etc.)

Each type of food keeps our bodies healthy in a different way. Some foods help our bones grow strong. Some help us build strong muscles so we can lift heavy things. Some help us have healthy hair and finger nails.

Some foods are especially delicious. Let's all share one kind of food we enjoy. (Go around the room and tell one favorite food each.)

For special feasts—like Christmas or Easter—we eat special foods that we do not eat at other times. We may also invite special guests to share the meal. Our story today is about a man who had a wonderful feast and invited many guests. Let's hear what happened.

2. Focus on the Word

Read: Luke 14:16-24. A teaching picture is available on p. 5.

Have you ever been to a special dinner with lots of people? What was it like? What did you eat and drink?

We just heard a story about a master who gave a special feast. He invited many people to come and share the feast. When the feast was ready he sent his servant out to tell them it was time to come and eat.

What did the guests say to the servant? They gave excuses and said they could not come. One had bought a field. One had bought new oxen. One had gotten married.

How did the master feel about that? Angry or upset. **We can imagine how disappointed he must have felt when all the guests he invited chose to do other things instead of coming to the feast.**

So what did the master do? Told his servant to go out again and bring everyone who was poor, maimed (injured), lame (could not walk) and blind (cannot see) to the feast instead.

And then when there was still room for more people—who did the master invite next? Everyone who was out walking in the city.

When the angels hear this story they think about the Lord inviting people to heaven. How does the Lord invite us to heaven? In His Word. **The people who were invited first were people like us—they had the Word and could read it and do what it says. But they chose not to obey the Word, but to do other things instead.**

The Lord is never angry—but sometimes it might seem as if He is. He cares deeply for us and wants so much to bless each one of us with the happiness of heaven.

He invites us to follow Him and go to heaven as well. We respond to the Lord's invitation when we listen to His Word and do what He teaches there. And when we do this, the Lord can bless us with happiness for ever!

3. Learn by Doing

Choose one or two activities

Choice

Puppet Feast

Create simple double-sided “tube” puppets. On one side is a person who was invited to the feast but chose not to go. On the other side is a person who came to the feast.



1. We are going to act out the story of the great supper using puppets. Let's make the puppets first.
2. Let children choose which puppets they would like to make. (See pp. 7-8 for choices.) Fold the paper in half widthwise with the chosen figures showing on the outside. Curl the folded paper into a tube as shown in picture above. Staple or tape the tube.
3. Give each child a *Puppet Feast Table* (p. 10). Ask children draw delicious food on the plates. Help them follow the folding directions to create the table (see picture above). (Note: only a few of the tables are needed for the play, but all will be taken home.)
4. Reenact the story sitting around a table or in a circle on the floor, using the *Puppet Feast Script* (p. 6). The teacher will guide the *Master & Servant Puppets*.
5. *Optional*: end activity with a snack.
6. Sometimes we are like the people who were invited to the feast but did not come, and sometimes we are like the people who were invited at the last minute and came. When we hear what we're supposed to do and do it right away, we are like those who came.
7. Take your puppet and table home and put them where they can remind you to listen for the Lord and do what He asks. Remember, if you are not doing what the Lord wants, you can always change and try again.

Materials Needed

Copies of *Puppet People* pp. 7-8 for children to choose from, a copy of *Master & Servant Puppets* p. 9 for the teacher, one copy of the *Puppet Feast Table* p. 10 **for each child**, crayons or markers, tape or stapler, scissors
Optional: snack

Prepare in Advance

Print and assemble the *Master & Servant Puppets* p. 9. Make a sample *Puppet Feast Table* p. 10 to use as a model.
Optional: prepare a snack.

New Church Concept God's Goal

Divine providence has as its goal a heaven consisting of people who have become angels, to whom it is possible for the Lord to impart all the blessings connected with love and wisdom, and to impart these from Himself in them. See *Divine Providence* 27

Choice

Caterpillars to Butterflies

The life cycle of butterflies is often used as a symbol of rebirth into heavenly life. After death we transition through a cocoon-like state into the spiritual world, where we become like butterflies. Create a caterpillar that becomes a butterfly as you talk about the heavenly life the Lord wants for each of us.



1. Bend the brown pipe cleaner in half so it looks like a fuzzy caterpillar. Caterpillars

Materials Needed for Each Child

Tissue paper in two bright colors **OR** *Butterfly Picture* p. 11, small stickers, brown pipe cleaners, yarn or ribbon, scissors, tape

Prepare in Advance

Divide stickers so each child has the same number. Cut tissue into rectangles approx. 8" x 5" (20cm x 12cm).

Caterpillars to Butterflies *continued*

hatch out of tiny eggs that a butterfly lays on a leaf. Their job is to eat lots of leaves and grow bigger. When a caterpillar is large enough it forms a pupa. Inside the pupa or cocoon a miracle takes place. The caterpillar turns into...a butterfly!

2. How are butterflies different from caterpillars? (They fly through the air, have beautiful patterns on their wings, etc.) We are going to turn our fuzzy caterpillars into beautiful butterflies.
3. If using the *Butterfly Picture* provided (p. 11), hand out pages for children to cut out. If using tissue, give each child two tissue rectangles. Lay one on top of the other.
4. Hand out stickers for children to decorate the top layer of tissue or the *Butterfly Picture*. Make the pattern the same on each half.
5. Once the wings are decorated, place the caterpillar in the center of the *Butterfly* or tissue rectangle and twist it into a body with two antennae. (Shaping the tissue into two wings.) What an amazing thing has happened to the caterpillar!
6. Tie one end of the yarn or ribbon to the bottom of the butterfly, using tape if needed.
7. To make the butterfly “fly”, hold the end of the yarn or ribbon and pull it around in a circle. If you want, take the butterfly outside and run around, letting the butterfly follow you!



Choice Coloring Picture: Invited to the Supper

Hand out copies of *Invited to the Supper* (p. 12) for children to color.

New Church Concept Drawn to Heaven

The Lord continually withdraws people from evils so far as they are willing to be withdrawn, and leads them to heaven. See *Apocalypse Explained* 1162

New Church Concept Butterflies

When good spirits have been prepared for heaven, they are clothed in new shining garments and become angels. They are like caterpillars which are changed into butterflies. See *Arcana Coelestia* 8848

Materials Needed

Copies of *Invited to the Supper* p. 12; crayons, markers, or colored pencils

4. Wrap It Up

Memory Verse

Help children learn the memory verse by it reading one phrase at a time. Invite the children to repeat the phrases after you. Then repeat the entire verse, inviting the children to say it with you.

Blessed are those who shall eat bread in the kingdom of God!

Luke 14:15

Closing

The Lord invites each of us to heaven in His Word. We can choose to follow Him. If we do, we will be blessed to eternity.

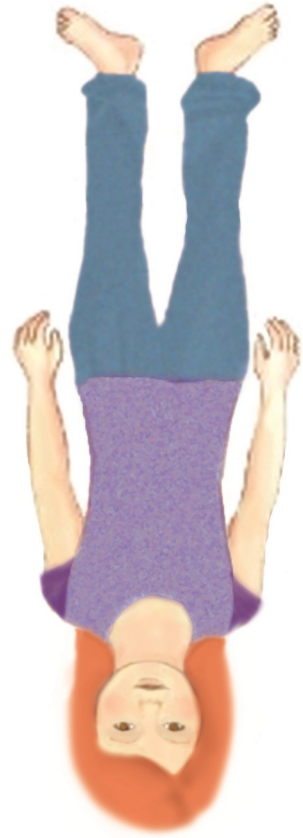
Give a *Parent Note* (p. 13) to children as they leave.



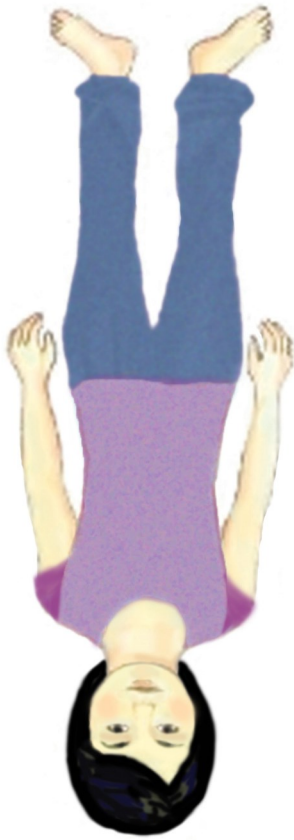
Puppet Feast Script

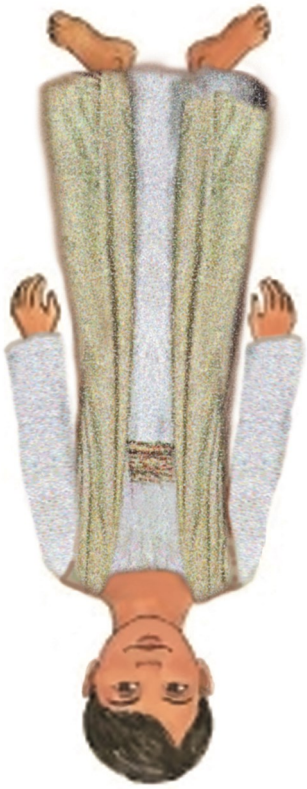
Seat children around a table or in a circle on the floor, with completed puppets in hand. Set up a few of the Puppet Feast Tables in front of the teacher. As the teacher reads the script, the children act the parts of the people who are invited to the feast. The teacher acts the parts of the Master and the Servant.

Actions	Reading
Teacher sends the servant out to tell each person the feast is ready.	A man gave a great supper and invited many, and sent his servant at supper time to say to those who were invited, "Come, for all things are now ready."
Servant talks to some invited guests. Guests "walk away" from the feast.	But they all began to make excuses. The first said, "I have bought a piece of ground, and I must go and see it. I ask you to have me excused."
Servant talks to more invited guests. Guests "walk away" from the feast.	And another said, "I have bought five yoke of oxen, and I am going to test them. I ask you to have me excused."
Servant talks to more invited guests. Guests "walk away" from the feast.	Still another said, "I have married a wife, and therefore I cannot come."
Teacher moves the puppet back and forth as if the servant and then the master are speaking.	So the servant came and told his master. Then the master was angry and said to his servant, "Quickly go into the streets and lanes, and bring in the poor and the maimed and the lame and the blind."
Servant goes to each student, inviting them to the feast. Some come. The servant returns to the master.	And the servant said, "Master, it is done as you commanded, and still there is room."
Teacher moves puppet as if master is speaking, then moves servant to each student, inviting them to the feast. All come to the table.	Then the master said to the servant, "Go out into the highways and hedges, and compel them to come in, that my house may be filled. For I say to you that none of those who were invited shall taste my supper."



Puppet People





Fold the long lines first. →

← Fold the long lines first.

↑
Fold the short lines second.




Fold the short lines second.
↓



Cut out around the butterfly.

Butterfly Picture



Invited to the Supper

Parent Notes

Make a copy for each child. Hand out as children leave.

PARENT NOTE

Dear Parents,
Today we learned about a great supper. The master invited some guests, but they did not come. Ask your child why not. A servant went out and invited other people to come instead—and they all came! Like the master, the Lord invites us to His feast—which is heaven!
We encourage you to help your child remember this week’s memory verse by saying it once or twice a day—in the morning, at mealtime, or before bed.

Memory Verse

Blessed are those who shall eat bread in the kingdom of God!
Luke 14:15



PARENT NOTE

Dear Parents,
Today we learned about a great supper. The master invited some guests, but they did not come. Ask your child why not. A servant went out and invited other people to come instead—and they all came! Like the master, the Lord invites us to His feast—which is heaven!
We encourage you to help your child remember this week’s memory verse by saying it once or twice a day—in the morning, at mealtime, or before bed.

Memory Verse

Blessed are those who shall eat bread in the kingdom of God!
Luke 14:15



PARENT NOTE

Dear Parents,
Today we learned about a great supper. The master invited some guests, but they did not come. Ask your child why not. A servant went out and invited other people to come instead—and they all came! Like the master, the Lord invites us to His feast—which is heaven!
We encourage you to help your child remember this week’s memory verse by saying it once or twice a day—in the morning, at mealtime, or before bed.

Memory Verse

Blessed are those who shall eat bread in the kingdom of God!
Luke 14:15



PARENT NOTE

Dear Parents,
Today we learned about a great supper. The master invited some guests, but they did not come. Ask your child why not. A servant went out and invited other people to come instead—and they all came! Like the master, the Lord invites us to His feast—which is heaven!
We encourage you to help your child remember this week’s memory verse by saying it once or twice a day—in the morning, at mealtime, or before bed.

Memory Verse

Blessed are those who shall eat bread in the kingdom of God!
Luke 14:15

