

# “I Was Naked...”

**The Prodigal Son**  
**Luke 15:11-24**

**Level A**

Ages 3-6

**Series Theme:** You shall love the Lord your God, and your neighbor as yourself.

**Lesson Focus:** Our kind words can make others feel warm inside.

**Reading Summary:** A man had two sons. The younger asked for his inheritance. When his father gave it to him he gathered his things, went to a far country and wasted it all with prodigal living. When the money was gone a famine started. The son worked feeding pigs. He was so hungry he would have eaten the pigs’ food. He came to his senses and said, “How many of my father’s servants have more than they can eat, and I am dying of hunger! I will go to my father, and will say, ‘Father, I have sinned and am no longer worthy to be called your son. Make me like one of your servants.’” His father saw him coming from far away and ran and kissed him. The son said, “Father, I have sinned and am not worthy to be called your son.” But the father said, “Bring out the best robe, put it on him. Put a ring on his hand and sandals on his feet. Bring the fatted calf and let us eat and be merry; for my son was lost and is found.”

<b>Lesson 4</b>		<b>Materials Supplied</b>	<b>Materials Needed</b>
<b>1. Welcome Warm-up Activity</b> (2-3 minutes)	<b>Activity</b>	<b>Hunt for Lost Item</b> directions p. 2	clothing to hide, e.g. hat or shoe
<b>2. Focus on the Word</b> Use all activities (5-7 minutes)	<b>Read the Word and Talk About It</b>	see <i>Reading Summary</i> above discussion guide p. 2	Bible or copy of Luke 15:11-24
<b>3. Learn by Doing</b> Choose 1-2 activities (15-20 minutes)	<b>Make</b> make a picture with moving figures to show how the Prodigal Son and his father were reunited	<b>Father and Son Come Together</b> directions p. 3 <i>Father and Son Come Together Background</i> p. 6 <i>Father and Son Come Together Figures</i> p. 7	stiff paper, markers or crayons, popsicle sticks or unsharpened pencils, tape
	<b>Make</b> make a coat to wear from your choice of a paper grocery bag, recycled clothing, or cloth	<b>You Clothed Me</b> directions pp. 3-4 <i>You Clothed Me Methods</i> p. 8	<i>your choice</i> of paper grocery bags, recycled shirts or fabric; crayons, markers, or paints <i>optional:</i> stickers, feathers, trim, beads, glue
	<b>Coloring Picture</b>	<b>The Prodigal Son</b> p. 9	crayons, markers or colored pencils
<b>4. Wrap It Up</b> (2-3 minutes)	<b>Memory Verse</b> introduce the memory verse for the week	<b>Memory Verse</b> <i>Parent Notes</i> p. 10	

# 1. Welcome Warm-up Activity

## Hunt for Lost Item

*Supplies needed:* a piece of clothing that is fairly easy to find when hidden, e.g. a hat or shoe

Hide the clothing in the room before class. As the children enter, tell them what you have lost and ask for help finding it. Rejoice when it is found! Have a discussion, using the following questions as a guide.

1. Tell me about a time when you lost something. How did you feel?
2. Sometimes we lose things we cannot see—such as an idea, a turn in a game, a happy mood or our temper. How does that feel?
3. Our story is about a man who went far away from home and lost his family. He forgot all about them until one day he remembered his father and realized how much he missed him and went home.

## 2. Focus on the Word

**Read:** Luke 15:11-24. Shorten the story by telling it in your own words and reading key verses. Teaching picture on p. 5. Additional pictures available online, e.g. [www.bitly.com/SMLuke15](http://www.bitly.com/SMLuke15).

**We are naked when we are born. Our parents and others who care for us wrap us in clothing and blankets to protect us, keeping us safe and warm.**

**What do clothes do for us?** Clothes prevent our skin from being burned by the sun, keep us warm and dry, help us stay clean, keep our bodies private, etc.

**Did you choose the clothes you are wearing today? What do you like about them? It is fun to wear clothing that makes us feel good! Clothes come in many styles and colors that let us choose how others see us.**

**In our story the younger brother went to a place that was far away from home. He wasted all the things his father had given him. One day he realized that he was hungry and that his clothes were so ragged that he was almost naked.**

**What do you do when your clothes are dirty and torn?** Change into clean ones.

**Who gave the younger brother new clothes?** His father gave him a robe, shoes and a ring.

**Think of a time when you lost your temper. What did it feel like? If we lose our temper we might feel upset or embarrassed when others look at us or try to talk to us. We might feel like we do if our clothes are dirty or torn. We might even feel as if we had no clothes on.**

**Everyone makes mistakes—it is one of the ways we learn. The prodigal son realized he had made a bad mistake. He had lost everything his father had given him. What did his father do when he came home to tell him what he had done?** The father ran to meet his son, kissed him and gave him new clothes.

**Now let's think about someone else losing their temper. They're embarrassed, as if they feel naked. What can we do? Instead of just staring at them, making them feel more embarrassed, we can be like the father and say kind words to them. Our kind words will help protect them, making them feel clean and warm inside. This is one of the ways we can do what the Lord asks us to do when He says, "I was naked and you clothed Me."**

# 3. Learn by Doing

Choose one or two activities

## **Choice** Father and Son Come Together

The prodigal son chose to take what his father had given him and move away. Moving away is like taking the Lord's gifts and choosing to turn away from Him. Like the father in the parable, the Lord always lovingly welcomes us back, rejoicing, when we "come to ourselves" and are ready to return to Him. In this project, children will create a moving picture to show the joyful reunion of father and son.

1. Hand out copies of the *Father and Son Come Together Background* (p. 6) and have children color them.
2. Distribute the *Father and Son Come Together Figures* (p. 7) and have children color them.
3. Help children tape each figure to a popsicle stick or pencil.
4. Show children how to poke the stick puppets up through the slit in the background picture and move them toward each other.
5. Have children retell the story of the father and son coming together again while moving the figures.



## **Choice** You Clothed Me

The prodigal son's nice clothes became dirty and worn out. When he returned to his family, his father gave him a new coat, sandals and a ring. Children will create their own garment to wear. Choose from a variety of materials and methods (see *You Clothed Me Methods*, p. 8). Make a sample before the lesson.

1. What do you think the prodigal son's garment or robe looked like? What colors do you think it had?
2. Everyone is going to make a garment like the one the father gave to his son to celebrate him returning home safely to his family.

### Materials Needed for Each Child

one each of *Father and Son Come Together Background*, p. 6 and *Father and Son Come Together Figures*, p. 7 copied or mounted onto stiff paper; markers or crayons; 2 popsicle sticks or unsharpened pencils; tape

### Prepare in Advance

Copy handouts on stiff paper if possible. Cut along the diagonal slit in the *Father and Son Come Together Background*, p. 6. (Use a sharp blade and cutting mat or fold page and make a snip on the line, then unfold to complete cutting). Cut out the *Father and Son Come Together Figures*, p. 7. Mount on stiff paper if not already printed that way.

### New Church Concept Nakedness

"Naked" denotes those who are not in truths, and yet long for truths, and also those who acknowledge that there is nothing of good and truth in them. *Arcana Coelestia* 9960.9

### Materials Needed

Choose a garment from the options offered on p. 8, *You Clothed Me Methods*. The materials you will need are listed with each method.

### Prepare in Advance

Gather materials and create a sample garment to show the class.



## You Clothed Me *continued*

3. Show your sample to the children and discuss their options for decorating their own garments. Give the children their garments and offer help decorating as needed.
4. Allow garments to dry if needed. While they are drying, discuss the ways clothing helps us.
5. How do clothes help us? (Clothes protect us from the sun, wind, rain, cold, etc.)
6. Just as clothes protect our bodies, true ideas from the Lord's Word protect our minds. Each thing you learn can be like a shirt, a dress, pants, or shoes for your spirit. For example, the idea that we should love others protects us from loving only ourselves and becoming very unhappy. Can you think of other ideas from the Word that protect us? (e.g. love the Lord with all our heart, love father and mother, do not tell lies, do not hurt marriage, do not want to have things that belong to others, etc.)
7. I am going to put your garments on each of you—just as the father did to his son in the story. As I put the garment on you, I will ask you to try to think of one idea from the Lord's Word that helps protect your mind.



### Choice

## Coloring Picture: The Prodigal Son

Hand out copies of *The Prodigal Son* (p. 9) and invite the children to color them.

### Materials Needed

copies of *The Prodigal Son* p. 9; crayons, markers, or colored pencils

## 4. Wrap It Up

### Memory Verse

The recitation is set to music with actions for easy learning. Watch online at [www.bitly.com/ForIWasHungryMV](http://www.bitly.com/ForIWasHungryMV). Sing along to the video and learn the actions. This week's focus is on reviewing the first three phrases and learning the fourth phrase, below.


For I was hungry and you gave Me food; I was thirsty and you gave Me drink; I was a stranger and you took Me in; I was naked and you clothed Me.


Matthew 25:35-36

### Closing

This week, look for ways to use kind words that can help others feel warm inside.

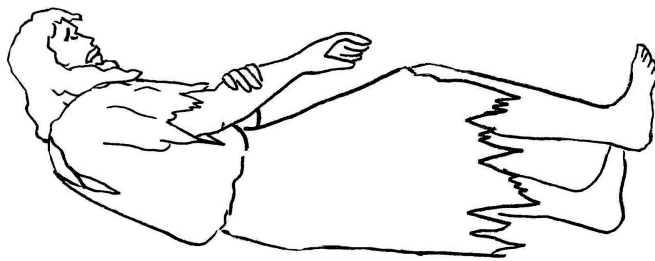
**Give Parent Notes (p. 10) to children as they leave.**





Father and Son Come Together Background

Cut around the figures, leaving a margin of blank space as shown. Each child needs one father and one son figure.



Father and Son Come Together Figures

# You Clothed Me Methods

## Paper Bag Garment

**Materials Needed:** one paper grocery bag for each child; scissors for the teacher; *your choice:* crayons, markers, or paints; *optional:* stickers, feathers, trim, beads and glue for decorating



### Do in advance

1. Turn paper grocery bags inside out so no writing shows on the outside.
2. Cut a straight line from the bag's bottom to the top, in the center of one of the wider sides.
3. Cut a hole for the neck.
4. Cut armholes.

### Do in class

1. Give each child a garment, and show the children the choices for decorating their garments.
2. Allow time for paint and glue to dry if needed.

## Recycled Shirts

**Materials Needed:** *Your choice* of T-shirts turned inside out so logos do not show *or* men's shirts with collar and sleeves cut off; fabric scissors for the teacher; fabric crayons, markers, or paints. *Hint:* put a piece of cardboard or plastic bag under the fabric layer being decorated to prevent the decorations from bleeding through when working with markers or paints.

### Do in advance

1. Prepare shirts by cutting off collar and sleeves if needed. You do not need to finish the raw fabric edges after cutting off collars and sleeves.

### Do in class

1. Give each child a shirt.
2. Show the children the choices for decorating their garment.
3. Allow time for paint to dry if needed.

## Cloth Garment

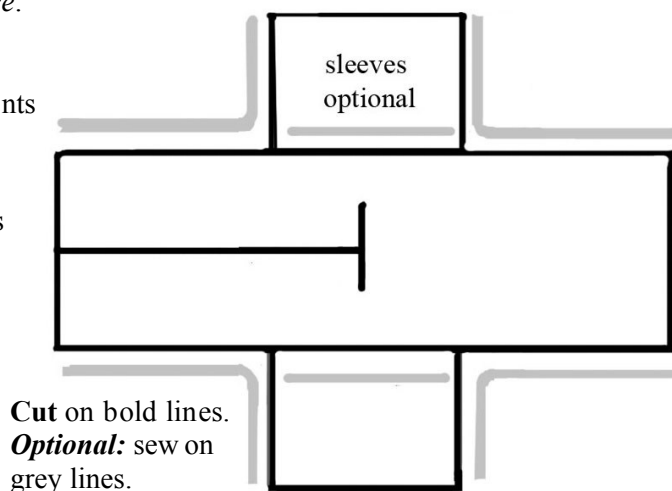
**Materials Needed:** Rectangle of fabric in a plain color or with a simple design that is not too showy—fabric should be long enough to fit over a child's head and down to the waist or knees, approximately 33-42" (84-107cm) long and 12-16" (30-40cm) wide; fabric scissors for the teacher; *your choice:* crayons, markers, or paints; *optional:* feathers, trim, beads and glue for decorating  
*Hint:* old sheets, pillow cases, tablecloths or inexpensive remnants work well for this project.

### Do in advance

1. Gather supplies. Cut out garments using layout at right. It is not essential to sew the sides of the garment together.

### Do in class

1. Give each child a garment.
2. Show the children the choices for decorating their garments.
3. Decorate. Allow time for paint to dry if needed.







The Prodigal Son

**Parent Notes**

Make a copy for each child. Hand out as children leave.

**PARENT NOTE**

Dear Parents,  
 Today we learned about a parable Jesus told about a man who went far away from home and then came back to his father—the parable of the Prodigal Son. Your family can watch an illustrated song of this story online at <https://www.newchurchvineyard.org/resource/video-the-prodigal-son-song/>. We have added a new phrase to our Memory Verse. You can watch a song with these words at [www.bitly.com/ForIWasHungryMV](http://www.bitly.com/ForIWasHungryMV).

**Memory Verse**

For I was hungry and you gave Me food; I was thirsty and you gave Me drink; I was a stranger and you took Me in; I was naked and you clothed Me. (Matthew 25:35-36)

**PARENT NOTE**

Dear Parents,  
 Today we learned about a parable Jesus told about a man who went far away from home and then came back to his father—the parable of the Prodigal Son. Your family can watch an illustrated song of this story online at <https://www.newchurchvineyard.org/resource/video-the-prodigal-son-song/>. We have added a new phrase to our Memory Verse. You can watch a song with these words at [www.bitly.com/ForIWasHungryMV](http://www.bitly.com/ForIWasHungryMV).

**Memory Verse**

For I was hungry and you gave Me food; I was thirsty and you gave Me drink; I was a stranger and you took Me in; I was naked and you clothed Me. (Matthew 25:35-36)

**PARENT NOTE**

Dear Parents,  
 Today we learned about a parable Jesus told about a man who went far away from home and then came back to his father—the parable of the Prodigal Son. Your family can watch an illustrated song of this story online at <https://www.newchurchvineyard.org/resource/video-the-prodigal-son-song/>. We have added a new phrase to our Memory Verse. You can watch a song with these words at [www.bitly.com/ForIWasHungryMV](http://www.bitly.com/ForIWasHungryMV).

**Memory Verse**

For I was hungry and you gave Me food; I was thirsty and you gave Me drink; I was a stranger and you took Me in; I was naked and you clothed Me. (Matthew 25:35-36)

**PARENT NOTE**

Dear Parents,  
 Today we learned about a parable Jesus told about a man who went far away from home and then came back to his father—the parable of the Prodigal Son. Your family can watch an illustrated song of this story online at <https://www.newchurchvineyard.org/resource/video-the-prodigal-son-song/>. We have added a new phrase to our Memory Verse. You can watch a song with these words at [www.bitly.com/ForIWasHungryMV](http://www.bitly.com/ForIWasHungryMV).

**Memory Verse**

For I was hungry and you gave Me food; I was thirsty and you gave Me drink; I was a stranger and you took Me in; I was naked and you clothed Me. (Matthew 25:35-36)