

“I Was Naked...”

The Prodigal Son Luke 15:11-32

Level B

Ages 7-10

Series Theme: You shall love the Lord your God, and your neighbor as yourself.

Lesson Focus: The Lord wants us to love and protect others when they make mistakes.

Reading Summary: A man had two sons. The younger asked for his inheritance. When his father gave it to him he gathered his things, went to a far country and wasted it all with prodigal living. When the money was gone a famine started. The son worked feeding pigs. He was so hungry he would have eaten the pigs’ food. He came to his senses and said, “How many of my father’s servants have more than they can eat, and I am dying of hunger! I will go to my father, and will say, ‘Father, I have sinned and am no longer worthy to be called your son. Make me like one of your servants.’” His father saw him coming from far away and ran and kissed him. The son said, “Father, I have sinned and am not worthy to be called your son.” But the father said, “Bring out the best robe, put it on him. Put a ring on his hand and sandals on his feet. Bring the fatted calf and let us eat and be merry; for my son was lost and is found.” The older brother was angry, but his father said, “Son, you are always with me, and all that I have is yours. It was right that we should make merry and be glad, for your brother was dead and is alive again, and was lost and is found.”

Lesson 4		Materials Supplied	Materials Needed
1. Welcome Warm-up Activity (2-3 minutes)	Musical Clothes	Musical Clothes directions p. 2	device for playing music; bag of clothes that are easy to put on, e.g. hats, scarves, gloves, etc.
2. Focus on the Word Use all activities (5-7 minutes)	Read the Word and Talk About It	see <i>Reading Summary</i> above discussion guide p. 2	Bible or copy of Luke 15:11-32
3. Learn by Doing Choose 1-2 activities (15-20 minutes)	Sequence and Make sequence scenes from the Parable of the Prodigal Son, color them and assemble them into a tabletop display	Prodigal Son Accordion Display directions p. 3 <i>Parable Pictures A-B</i> pp. 5-6	crayons or markers, tape
	Make work together to create a mobile for your church’s nursery or for a baby in your congregation	Clothed with Truth Mobile directions pp. 4-5 <i>Clothing Mobile A-D</i> pp. 7-10	stiff paper; crayons or markers; scissors; coat hanger; string or yarn; hole punch; <i>optional:</i> glitter
	Coloring Picture	The Prodigal Son p. 11	crayons, markers or colored pencils
4. Wrap It Up (2-3 minutes)	Memory Verse introduce the memory verse for the week	Memory Verse <i>Parent Notes</i> p. 12	

1. Welcome Warm-up Activity

Musical Clothes

Supplies Needed: bag, clothes, music player, music

Do in Advance: Gather clothing into a bag. Bring enough for each child to get at least one piece. Choose clothing that is easy to put on—e.g. hats, scarves, gloves, front-opening sweaters, etc.

Playing the Game: Sit children in a circle. Place the bag of clothes in front of a child and explain that when music is playing, they pass the bag around the circle. Whoever is holding the bag when the music stops opens it, takes the first piece of clothing they touch and puts it on. The music then resumes and the game continues. Finish when the bag is empty *or* each child is wearing a piece of clothing.

Discuss:

1. Why do we wear clothes? (to protect us from the sun, rain, cold, dirt, etc.)
2. The color and style of our clothes helps others know what we are like.
3. We will be talking more about clothes after reading our story.

2. Focus on the Word

Read: Luke 15:11-32. Shorten the story by telling it in your own words and reading key verses. Many teaching pictures are available online, e.g. www.bitly.com/SMLuke15.

We are naked when we are born, and put in blankets and clothes to keep us safe and warm. Little children do not mind being seen naked, but as we get older we may be embarrassed.

In what ways are clothes helpful? Clothes protect our skin from the sun, keep us warm and dry, help us stay clean, and keep our bodies private.

Clothes also help us show others what we love and who we are. Why did you choose the clothes you are wearing today? Clothes come in many styles and colors. When we dress nicely, others see that we care about looking nice. Special clothes, such as a policeman's uniform, tell us that protecting people is a special job. We learn a lot about people from the clothes they wear, and we change our clothes depending on what we are doing.

In our story the younger brother (prodigal son) went far away from home. He wasted all that his father had given him. One day he realized that he had wasted everything and was hungry. His clothes were tattered and dirty. He also realized that he had made a terrible mistake.

What did the son do next? He went to his father and said that he was not worthy to be his son.

How did his father feel? How did he treat him? The father loved his son and showed his love by kissing and hugging him. Then he told his servants to bring out the best clothes for him.

The Lord told this story to remind us of times when we behave like this son. We go far from our Heavenly Father (the Lord) if we say things that hurt others, or break the 10 Commandments. What does the Lord want us to do if we make this kind of mistake? He wants us come back to Him, admit that we have done something wrong and say we are sorry. This can be hard to do, especially if others know about our mistake. We might feel ashamed or “naked”.

Was the father in the story angry with his son? No. He ran to meet him, kissed him and gave him new clothes. **In the same way, the Lord is happy for us to return to Him after we have done something wrong. He sees us coming and runs to greet us.**

Clothing represents the ideas that clothe our minds. When we do what the Lord teaches, our minds are clothed with true ideas from the Word. These ideas can protect us like clothes protect our bodies by reminding us what we are and are not supposed to do.

Other people may also make mistakes. The Word says we are to think well of others—even when they have made mistakes. We can protect or clothe others by lovingly helping them find a path back to their Heavenly Father.

3. Learn by Doing


Choose one or two activities

Choice

Prodigal Son Accordion Display

The parable of the prodigal son teaches that even when we choose to move away from the Lord, He will always welcome us back with open arms when we “come to ourselves” and are ready to return to Him. In this project, children sequence pictures of the story to create a table-top display to help them remember the parable.

1. Give each child a set of cut apart *Parable Pictures A-B* (pp. 5-6) and have them arrange the pictures in order in front of them. Read the story sequence list below if children need help in ordering the pictures.
2. Once pictures are in order, have children tape the individual pictures together, creating “seams” which will fold to make an accordion. One small piece of tape in the center of each “seam” works fine.
3. Show children how to fold the display back and forth to make it stand.
4. Invite the children to retell the story, using their sequenced pictures.
5. Color the pictures.



Materials Needed for Each Student

Parable Pictures A-B pp. 5-6, crayons or markers, tape

Prepare in Advance

Cut the picture pages apart along the gray lines. (*Hint:* use a paper cutter for ease and accuracy.)

New Church Concept Nakedness

“Naked” denotes those who are not in truths, and yet long for truths, and also those who acknowledge that there is nothing of good and truth in them. *Arcana Coelestia* 9960

“Naked” and “nakedness” signify those who are lacking in understanding and love. *Apocalypse Explained* 240

Story Sequence:

1. A father had two sons, and the younger one asked for his inheritance.
2. The younger son took the inheritance his father gave him and went away to a far country.
3. The son wasted his inheritance on prodigal living.
4. There was a famine, and the son had to feed pigs to survive.
5. The son came to himself and decided to go home.
6. The son offered to become his father’s servant, but the father was overjoyed to see him.
7. The father gave his son clothes and a ring and told his servants to prepare a feast.
8. The older son was angry, but the father reminded him that he loved both of his children.

Choice

Clothed with Truth Mobile

Babies are born naked in both body and mind. They need physical clothing to keep them warm and safe. They also need mental clothing—we can see them constantly learning, working to clothe their minds. As they grow, they can be taught truths from the Lord’s Word—mental clothing that can help protect them spiritually. In this project, children make a mobile for the church nursery or as a gift for a congregation member’s new baby.

1. Clothing protects our bodies. Our minds need protecting too, and they are protected with “spiritual clothing”—true ideas from the Lord’s Word. These ideas protect us from evil and show us the way to heaven.

Materials Needed

stiff paper, crayons or markers, scissors, coat hanger, string or yarn, hole punch *optional:* glitter

Prepare in Advance

Copy or mount the *Clothing Mobile A-E* (pp. 7-10) on to stiff paper. Cut pages 7 and 8 apart along the dotted lines.



Clothed with Truth Mobile *continued*

- When we are first born we do not know any truths, so it is important for us to learn them. We are going to create a mobile to show the idea that truths are like clothing for our minds.
- Discuss who will receive the mobile—the nursery or a baby in the congregation.
- Hold up each piece of clothing from the mobile pages and read the quotations aloud. The quotations are matched with clothing that covers a particular part of the body, e.g. the hat has a quotation about thoughts.
- Distribute the pieces to the children, separating the two socks and two mittens if you need more pieces. (For a large class, make more than one mobile.)
- Have children decorate the pieces of clothing and the Word with crayons or markers. Add glitter to the Word if desired.
- Cut out the pieces and punch holes on the large gray dots. Tie one string or piece of yarn through each hole.
- Fasten the Word to the top of the coat hanger as shown in the picture. Tie the pieces of clothing onto the bottom of the coat hanger, varying the string lengths so the clothing hangs at different heights.
- If time allows, present the completed mobile to the church or to the parents of the baby.



Choice

Coloring Picture: The Prodigal Son

Hand out copies of *The Prodigal Son* (p. 11) and invite the children to color them.

Materials Needed
copies of *The Prodigal Son*
p. 11; crayons, markers, or
colored pencils

4. Wrap It Up

Memory Verse

Learn phrase four of Matthew 25:35-36 and review phrases one-three. Read the phrases below aloud. Invite the children to repeat them after you and then have them try to say them on their own. To learn as a song with actions, watch the video online at www.bitly.com/ForIWasHungryMV. The video repeats three times for easy sing-along learning.



For I was hungry and you gave Me food; I was thirsty and you gave Me drink; I was a stranger and you took Me in; I was naked and you clothed Me.




Matthew 25:35-36

Closing

The Word tells us that when we think well of others—even when they have made mistakes—we can protect or clothe them by lovingly helping them find a path back to their Heavenly Father.

Give Parent Notes (p. 12) to children as they leave.

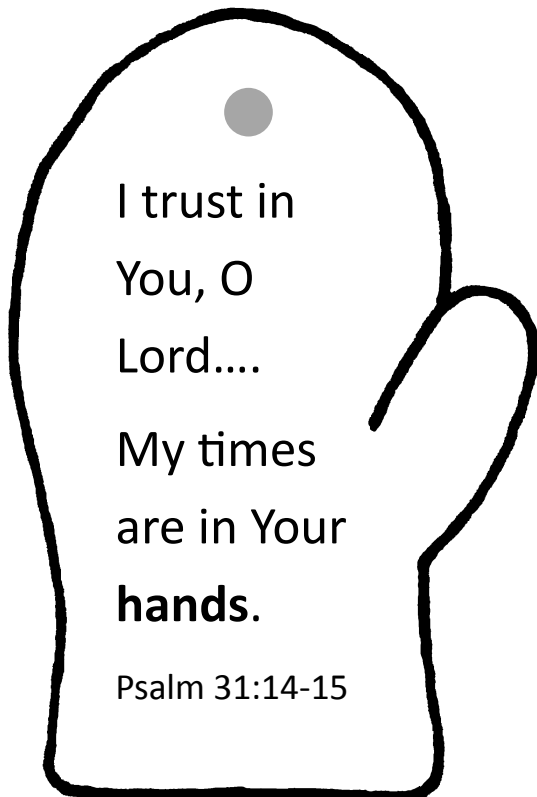




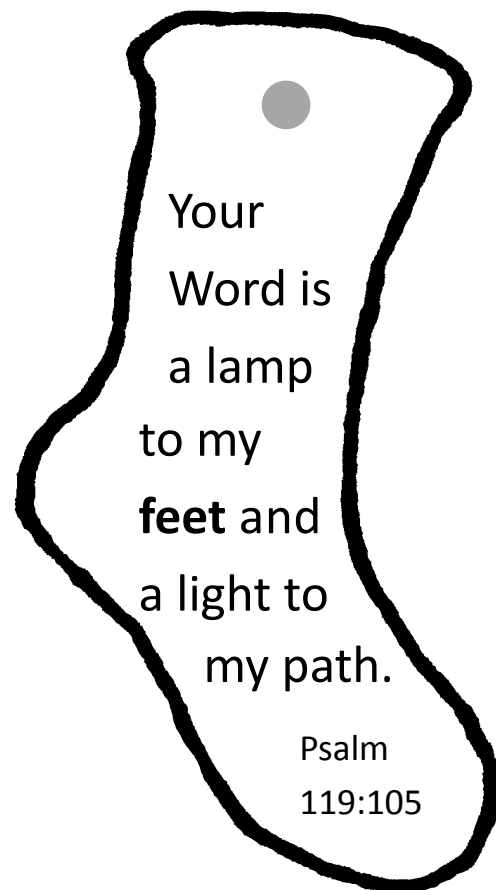
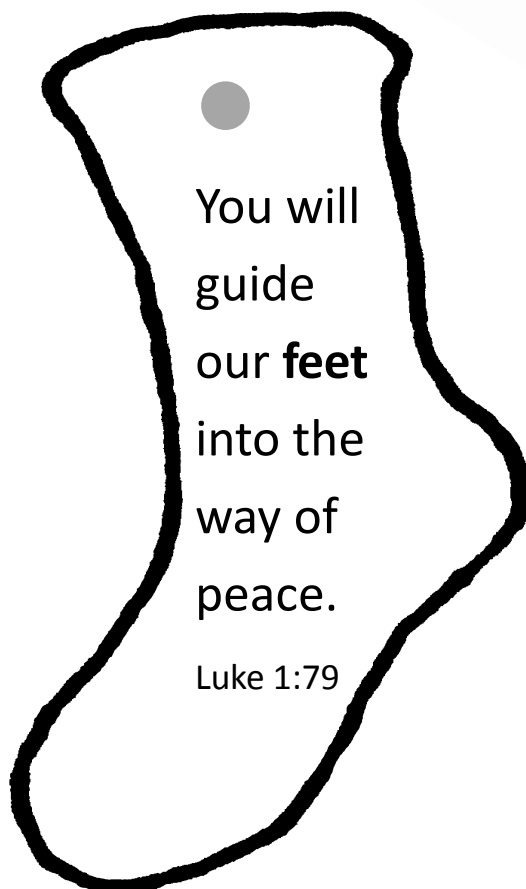

Parable Pictures B

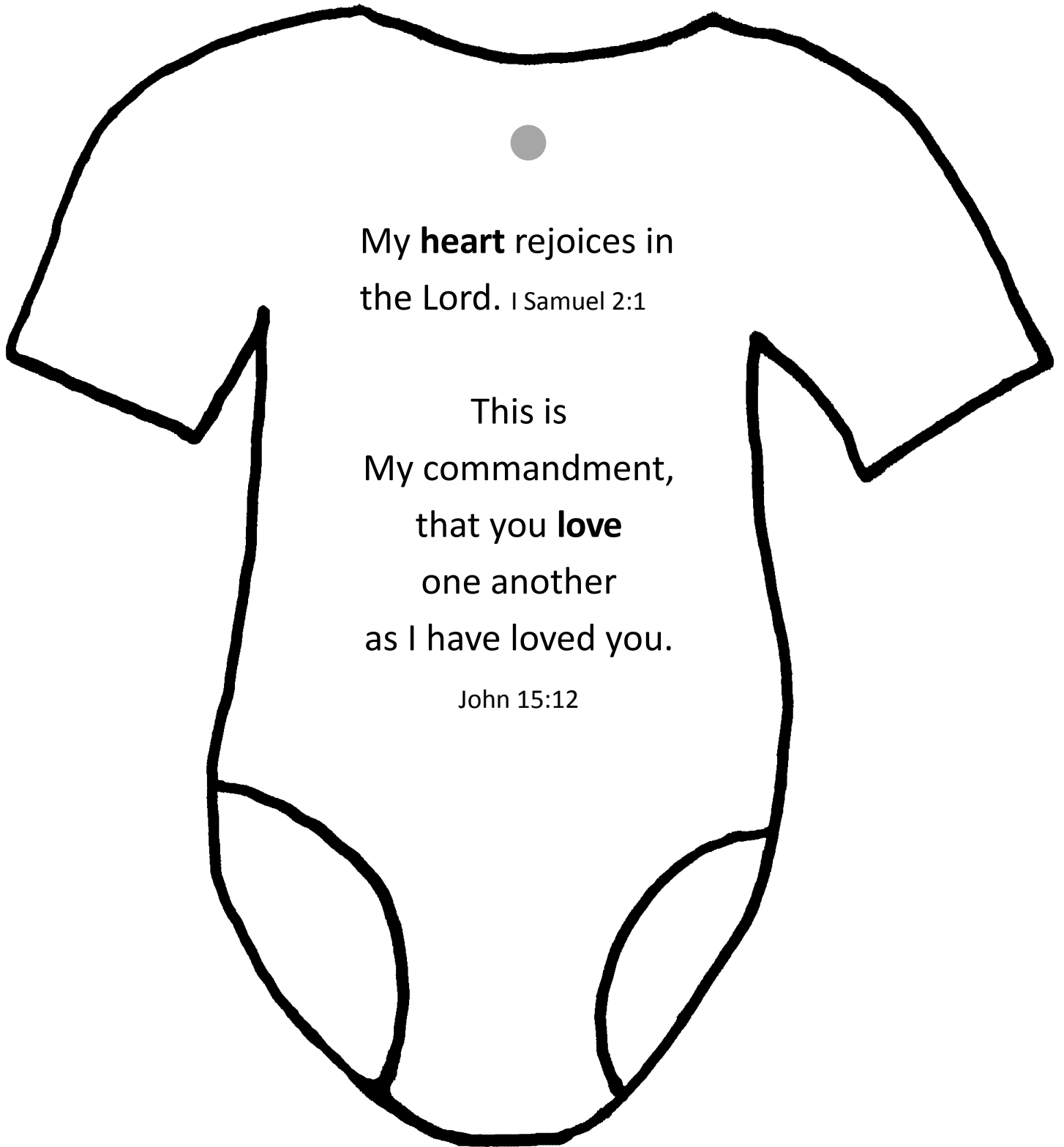


Clothe Us in Your Truth



Clothing Mobile A

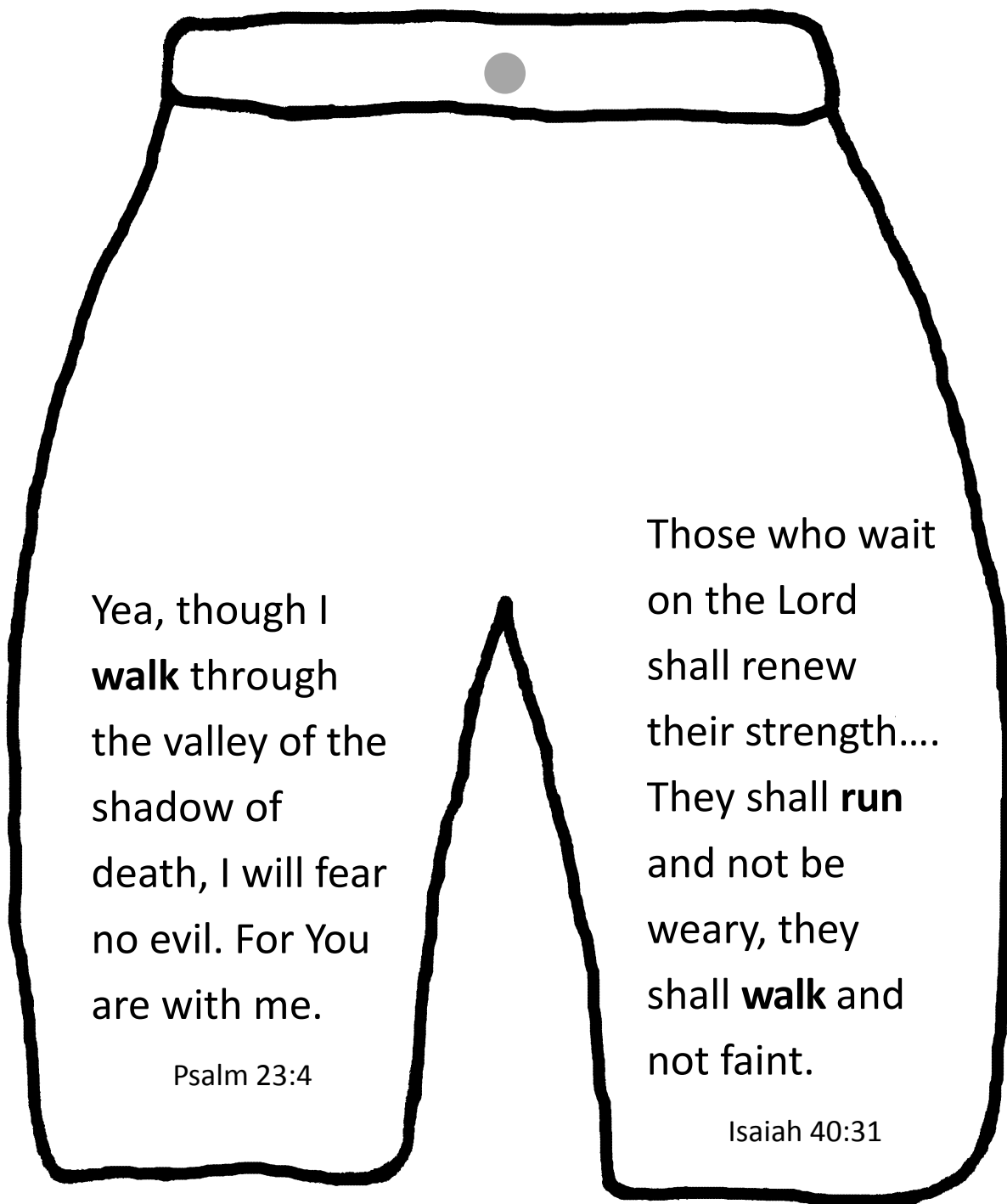




My **heart** rejoices in
the Lord. | Samuel 2:1

This is
My commandment,
that you **love**
one another
as I have loved you.

John 15:12



Yea, though I
walk through
the valley of the
shadow of
death, I will fear
no evil. For You
are with me.

Psalm 23:4

Those who wait
on the Lord
shall renew
their strength....
They shall **run**
and not be
weary, they
shall **walk** and
not faint.

Isaiah 40:31



The Prodigal Son Returns to His Father

Parent Notes

Make a copy for each child. Hand out as children leave.

PARENT NOTE

Dear Parents,
 Today we heard the parable of the Prodigal Son. Your family can watch a video that tells the story of the Prodigal Son in a song at <https://www.newchurchvineyard.org/resource/video-the-prodigal-son-song/>.
 We encourage you to review the Memory Verse with your child this week by saying it in the morning, at mealtimes, or before bed. There are two videos to help your child learn: www.bitly.com/ForIWasHungryMV (song with actions) and www.bitly.com/ForIWasHungry (longer version of song).

Memory Verse

For I was hungry and you gave Me food; I was thirsty and you gave Me drink; I was a stranger and you took Me in; I was naked and you clothed Me. (Matthew 25:35-36)

PARENT NOTE

Dear Parents,
 Today we heard the parable of the Prodigal Son. Your family can watch a video that tells the story of the Prodigal Son in a song at <https://www.newchurchvineyard.org/resource/video-the-prodigal-son-song/>.
 We encourage you to review the Memory Verse with your child this week by saying it in the morning, at mealtimes, or before bed. There are two videos to help your child learn: www.bitly.com/ForIWasHungryMV (song with actions) and www.bitly.com/ForIWasHungry (longer version of song).

Memory Verse

For I was hungry and you gave Me food; I was thirsty and you gave Me drink; I was a stranger and you took Me in; I was naked and you clothed Me. (Matthew 25:35-36)

PARENT NOTE

Dear Parents,
 Today we heard the parable of the Prodigal Son. Your family can watch a video that tells the story of the Prodigal Son in a song at <https://www.newchurchvineyard.org/resource/video-the-prodigal-son-song/>.
 We encourage you to review the Memory Verse with your child this week by saying it in the morning, at mealtimes, or before bed. There are two videos to help your child learn: www.bitly.com/ForIWasHungryMV (song with actions) and www.bitly.com/ForIWasHungry (longer version of song).

Memory Verse

For I was hungry and you gave Me food; I was thirsty and you gave Me drink; I was a stranger and you took Me in; I was naked and you clothed Me. (Matthew 25:35-36)

PARENT NOTE

Dear Parents,
 Today we heard the parable of the Prodigal Son. Your family can watch a video that tells the story of the Prodigal Son in a song at <https://www.newchurchvineyard.org/resource/video-the-prodigal-son-song/>.
 We encourage you to review the Memory Verse with your child this week by saying it in the morning, at mealtimes, or before bed. There are two videos to help your child learn: www.bitly.com/ForIWasHungryMV (song with actions) and www.bitly.com/ForIWasHungry (longer version of song).

Memory Verse

For I was hungry and you gave Me food; I was thirsty and you gave Me drink; I was a stranger and you took Me in; I was naked and you clothed Me. (Matthew 25:35-36)