

“Inherit the Kingdom”

The Parable of the Sheep and Goats Matthew 25:31-46

Level B

Ages 7-10

Series Theme: You shall love the Lord your God, and your neighbor as yourself.

Lesson Focus: We become like the angels in heaven when we use our hands to help other people.

Reading Summary: When the Son of Man comes in His glory, all the nations will be gathered before Him, and He will separate them as a shepherd divides his sheep from the goats. He will set the sheep on His right hand, but the goats on the left. Then the King will say to those on His right, “Come, you blessed of My Father, inherit the kingdom prepared for you from the foundation of the world: for I was hungry and you gave Me food; I was thirsty and you gave Me drink; I was a stranger and you took Me in; I was naked and you clothed Me; I was sick and you visited Me; I was in prison and you came to Me.” Then the righteous will answer Him, saying, “Lord, when did we see You hungry and feed You, or thirsty and give You drink? When did we see You a stranger and take You in, or naked and clothe You? Or when did we see You sick, or in prison, and come to You?” And the King will answer and say to them, “Assuredly, I say to you, inasmuch as you did it to one of the least of these My brethren, you did it to Me.”

Lesson 7		Materials Supplied	Materials Needed
1. Welcome Warm-up Activity (2-3 minutes)	Activity	Scavenger Hunt directions p. 2	items to represent each of the ways we are to help others: hungry, thirsty, stranger, naked, sick, prison (see p. 2 for suggestions)
2. Focus on the Word Use all activities (5-7 minutes)	Read the Word and Talk About It	see <i>Reading Summary</i> above discussion guide p. 2	Bible or copy of Matthew 25:31-46
3. Learn by Doing Choose 1-2 activities (15-20 minutes)	Service Activity conclude a long-term service project or choose a project you can start and finish this week	We Will Serve the Lord directions p. 3 <i>We Will Serve the Lord</i> p. 6	supplies will vary depending on the project you choose
	Make create a little book to remember ways to serve the neighbor	A Book of Service directions pp. 3-4 <i>A Book of Service</i> p. 7 <i>Service Book Stages</i> p. 8	scissors, markers or colored pencils
	Coloring Picture	Do unto Others p. 9	crayons, markers or colored pencils
4. Wrap It Up (2-3 minutes)	Memory Verse introduce the memory verse for the week	Memory Verse <i>Parent Notes</i> p. 10	

1. Welcome Warm-up Activity

Scavenger Hunt

Supplies Needed: Choose one item to represent each of the six ways we are to serve the neighbor, e.g. hungry (spoon/bowl/plate), thirsty (cup/bottle of water), stranger (sunglasses/doll/plastic character), naked (clothing), sick (bandage/thermometer), prison (handcuffs/padlock/chain).

Prepare Ahead: Hide the items in the classroom or outside.

Today we're starting with a scavenger hunt. Six items are hidden in this room. Each item represents one of the ways in which we are to serve others.

Let's review all six ways we are to serve others so we know what we are looking for. (Hungry, thirsty, stranger, naked, sick, prison).

The children may have difficulty recognizing some items depending on what you have chosen. Give hints as needed!

Once all items are found, have the children try to arrange the items in the order that the ways we are to serve the Lord appear in the Word.

2. Focus on the Word

Read: Matthew 25:31-46. See teaching picture on p. 5.

Option: Bring in a soft toy lamb or sheep to look at and pass around while you talk about sheep.

What animals did the Lord compare people with in this story? Sheep and goats.

What would happen to the sheep and goats? The sheep would sit on His right hand, and the goats on His left.

How are sheep and goats different? Sheep are gentle animals. They have soft wool, eat grass, get along peacefully with other sheep, etc. Goats eat almost anything—including poisonous plants, clothing and trash. They are intelligent and learn from their experiences, such as where to find weak spots in a fence. They do not stay together as a group, like sheep do, but spread out in a field. They also attack with their horns if threatened.

The difference between people who are compared with “sheep” and people who are compared with “goats” is that “goats” learn how to live a heavenly life, but they do not do it. “Sheep” learn how to live a heavenly life from the Word, and they do it.

When the Lord was in the world He showed people how to live a heavenly life. How many of the Lord's acts can you remember? Review the stories in this series. The Lord fed people who were hungry (feeding of the 5000). He taught a woman about the water of life (woman at the well). He told a story about a man using his hands to help a stranger (the good Samaritan). He told another story about a father reaching out his hands to welcome his son home and giving him a new robe (the prodigal son). He healed a girl who was sick (Jairus's daughter). He freed a man from being imprisoned by evil spirits (casting devils into swine).

The Lord used His hands to serve others, giving us many examples of how we can use our hands to serve others. When we are loving and kind with our hands, they become like angels' hands, and when we leave this world we will be angels in heaven.

The Lord is called the “Lamb of God” because He is gentle, kind and patient. He is the source of all the goodness and kindness there is. We become His “lambs” or “sheep” when we do what He asks us to in His Word.

3. Learn by Doing

Choose one or two activities

Choice We Will Serve the Lord

This activity offers several service alternatives.

If your congregation chose a *Serving Others Projects* (see p. 11-12), this is an ideal time to conclude your congregational effort. Involve children in ending the project, e.g. gathering up canned food and putting it into bags. Older children might load cars, etc.

Alternatively, you could choose a one-time service activity to use today. Look for a list of activity ideas on *We Will Serve the Lord* (p. 6). You may want to consult with teachers of other age groups and do this project with all of the children.

1. Why is helping others important? (Loving others by serving them can bring us the kind of happiness the angels have in heaven.)
2. Discuss the service activity you have chosen.
3. Tell the children what they should do.
4. Praise the children for their efforts and admire the contributions they have made.



Materials Needed *We Will Serve the Lord* p. 6 offers various activity choices. Materials will vary depending on your project selection.

Prepare in Advance Some projects require more planning than others. Be sure to talk to your refreshment head if you are planning food, and with your Sunday school coordinator or pastor if you choose to prepare for a festival service.

New Church Concept **Charity**

Anyone who has charity toward the neighbor is moved by an affection for goodness and truth because they come from the Lord, and such a one turns away from evil and falsity because these come from himself. *Arcana Coelestia* 4956

Choice A Book of Service

The parable of the sheep and the goats gives us six examples of ways we can help the Lord by helping our fellow human beings. While children may not be able to do these activities literally, they can learn the core message—that the Lord wants us to be loving and helpful to our neighbors. This little book can help them remember.

1. Do you know what the word “service” means? It comes from the same root word as “serve”. Can you think of examples of times the word “service” is used?
2. People who fix appliances, heating, or plumbing are called “Service People”. Sometimes men and women who are in the army or another part of the military are referred to as being in “the service”. We also refer to “the police service.” All of these are groups of people who do a job to help others in a specific way. We call worship at church a “service” because it is helpful to people in their spiritual lives.



Materials Needed for Each Student *A Book of Service* p. 7, *Service Book Stages* p. 8, scissors, markers or colored pencils

Prepare in Advance Review the instructions (p. 8) and/or the video listed on the next page for assembling the book.

A Book of Service *continued*

3. A long time ago someone in the New Church wrote a book called *In the King's Service* (www.bitly.com/KingsService). The story is about a boy who learns to put aside his selfishness and care for others. The King is the Lord, and He calls all of us to be in His service—to be part of the huge group on earth and in heaven who do a special job for Him. We, too, can serve and help the Lord by helping each other.
4. In the parable of the sheep and the goats the Lord gives us examples of how we can serve others. We've been learning about these for the past several weeks. Today we are going to make a little book to help remember these kinds of service.
5. Hand out copies of *A Book of Service* (p. 7) and have children identify what is happening in each picture. All the pictures show people engaged in serving the neighbor. Color the pictures.
6. Hand out *Service Book Stages* (p. 8) and follow the instructions.

Video

Demonstration View demonstration at <https://www.newchurchvineyard.org/resource/video-fold-a-book-from-one-piece-of-paper/>

Choice

Coloring Picture: Do unto Others

Hand out copies of *Do unto Others* (p. 9) for children to color.

Materials Needed

copies of *Do unto Others* p. 9; crayons, markers, or colored pencils

The Neighbor: The “hungry,” “thirsty,” “stranger,” “naked,” “sick” and “imprisoned,” represent different kinds of good in the neighbor that we are to love. Every neighbor that we love falls into one of these categories. We extend charity to them based on the particular kind and level of good that we see in them.

See *Arcana Coelestia* 3419

4. Wrap It Up

Memory Verse

Review all phrases of the verses from Matthew 25:35-36. Read the phrases below aloud and invite the children to join you. To review as a song with actions, watch the video at <https://www.newchurchvineyard.org/resource/video-for-i-was-hungry-song-actions-to-memorize/>. The video repeats three times for easy sing-along learning.


For I was hungry and you gave Me food; I was thirsty and you gave Me drink; I was a stranger and you took Me in; I was naked and you clothed Me; I was sick and you visited Me; I was in prison and you came to Me.

Matthew 25:35-36

Closing

The Lord is the source of all goodness and kindness. We can become His “lambs” when we do what He teaches us to do in His Word.

Give Parent Notes (p. 10) to children as they leave.

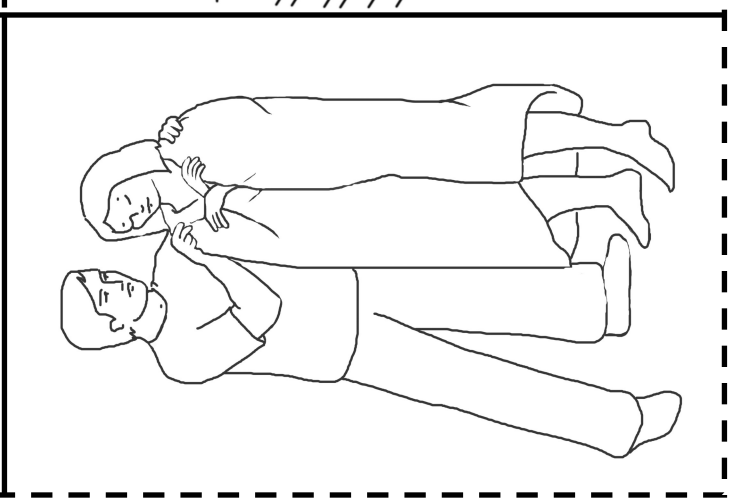
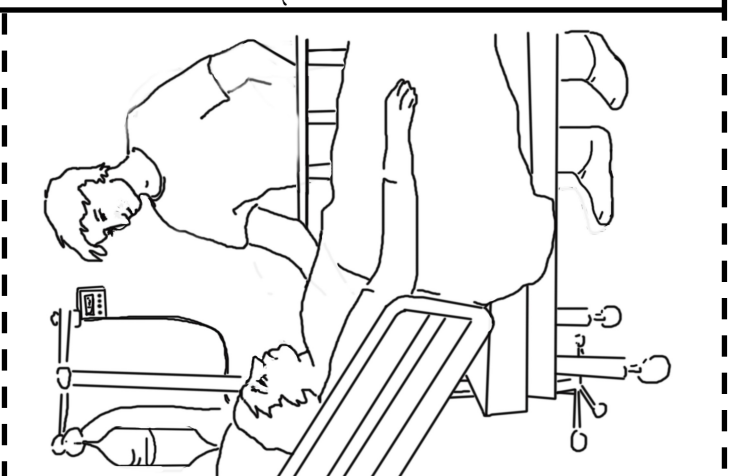
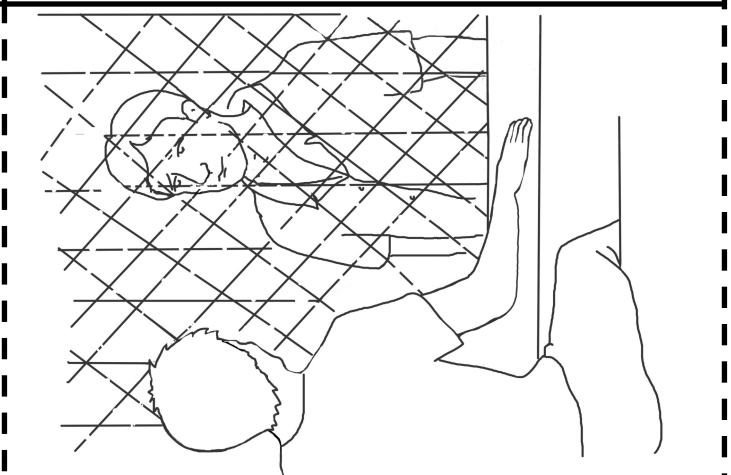


We Will Serve the Lord

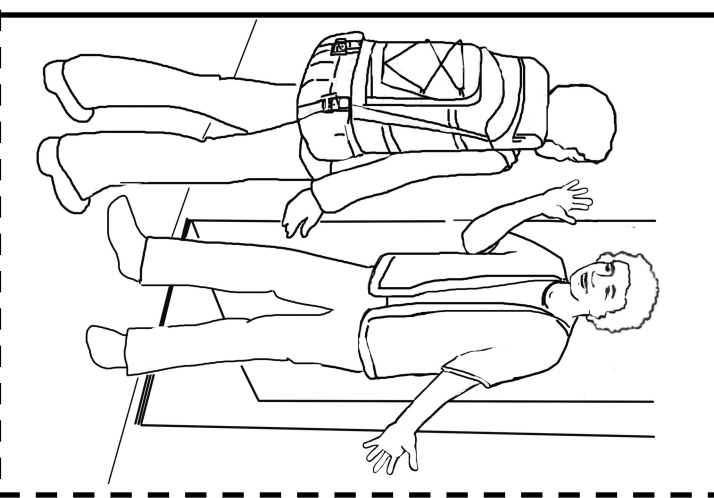
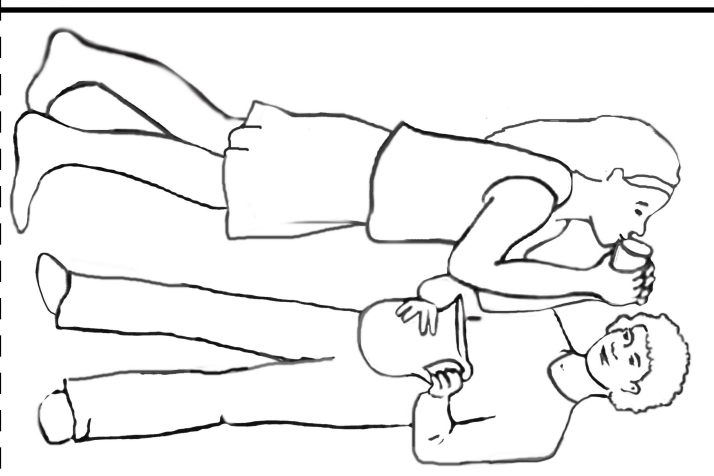

Conclude this series of lessons by providing service opportunities for children of all ages. Use an idea from the chart below or encourage the children to think of a way they can make a difference to their church community. Organize the project so that children of all ages can participate.

	Young Children	Older Children	Teens
Provide food after church	Arrange prepared snacks on a plate, put out napkins or cups.	Prepare snacks (e.g. clean and cut up fruit or vegetables, put cheese on crackers, bake, etc.).	Plan and purchase snacks. Prepare and serve them, or supervise younger children doing this task. Clean up afterwards.
Be a junior usher	Light or snuff candles.	Hand out programs. Light and snuff candles.	Distribute programs. Welcome and assist newcomers. Carry up the offertory basket.
Provide music for the service	Practice, “I was hungry...” (www.bitly.com/ForIWasHungryMV). Sing the song for the congregation at the end of the service or during refreshment time.	Practice, “I was hungry...” (www.bitly.com/ForIWasHungryMV or www.bitly.com/ForIWasHungry). Sing the song for the congregation.	Practice, “I was hungry...” (www.bitly.com/ForIWasHungry). Sing the song for the congregation at the end of the service or during refreshment time.
Clean and tidy a toy or supply closet	Tidy up the nursery after babies have used it, or do a deep “tidy” of the toy bins and shelves. Identify and remove broken toys.	Tidy up the nursery after babies have used it, or do a deep “tidy” of the toy bins and shelves. Identify and remove broken toys.	Organize a supply closet. Sort crayons and markers and throw away supplies that no longer work.
Prepare decorations for a festival service	Look for a repetitive job that is easy to master, e.g. putting candles in cardboard holders for a Christmas Eve service.	Prepare signs for a harvest or Thanksgiving food drive.	Design festival decorations for your church’s newsletter or sanctuary or pews.
Prepare thank-you gifts for small group leaders or Sunday school teachers	Make thank-you pictures.	Plant bulbs or flowers.	Make gift labels or tags for teacher gifts, e.g. candle in a jar, candy in a jar, etc.

Service of A Book

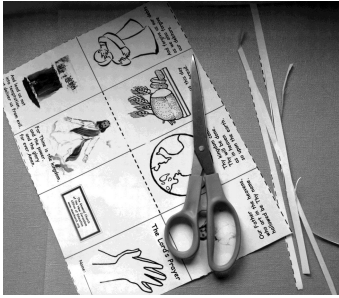


I was hungry and you gave Me food; I was thirsty and you gave Me drink; I was a stranger and you took Me in; I was naked and you clothed Me; I was sick and you visited Me; I was in prison and you came to Me... Assuredly, I say to you, inasmuch as you did it to the least of these My brethren, you did it to Me.
Matthew 25:35-36,40




Service Book Stages

1.




Trim page.

2.




Fold in half.

3.




Cut along the dotted part of the line in the middle.

4.




Fold each outside edge of the page in to the center.

5.




Fold the page in half across the middle.

6.




Open the folded paper. Refold the long way. Push the two ends in. The middle opens up on the cut line.

7.



Fold into a book.

8.



Finished book.

See demonstration at <https://www.newchurchvineyard.org/resource/video-fold-a-book-from-one-piece-of-paper/>



Do unto Others

Parent Notes

Make a copy for each child. Hand out as children leave.

PARENT NOTE

Dear Parents,

Today we finished our series of lessons based on the parable of the Sheep and the Goats in Matthew 25. We hope you have enjoyed the journey with us.

To receive email updates about new song and story videos by General Church Education (GCED) as they are published, subscribe to our YouTube channel: www.youtube.com/ncsundayschools.

For Sunday School ideas and support, or to share what you are doing and to see what others are doing, "like" our Facebook page: www.facebook.com/NewChurchSundaySchools.

We welcome your feedback and questions about this or any of our other programs at gced@newchurch.org.

PARENT NOTE

Dear Parents,

Today we finished our series of lessons based on the parable of the Sheep and the Goats in Matthew 25. We hope you have enjoyed the journey with us.

To receive email updates about new song and story videos by General Church Education (GCED) as they are published, subscribe to our YouTube channel: www.youtube.com/ncsundayschools.

For Sunday School ideas and support, or to share what you are doing and to see what others are doing, "like" our Facebook page: www.facebook.com/NewChurchSundaySchools.

We welcome your feedback and questions about this or any of our other programs at gced@newchurch.org.

PARENT NOTE

Dear Parents,

Today we finished our series of lessons based on the parable of the Sheep and the Goats in Matthew 25. We hope you have enjoyed the journey with us.

To receive email updates about new song and story videos by General Church Education (GCED) as they are published, subscribe to our YouTube channel: www.youtube.com/ncsundayschools.

For Sunday School ideas and support, or to share what you are doing and to see what others are doing, "like" our Facebook page: www.facebook.com/NewChurchSundaySchools.

We welcome your feedback and questions about this or any of our other programs at gced@newchurch.org.

PARENT NOTE

Dear Parents,

Today we finished our series of lessons based on the parable of the Sheep and the Goats in Matthew 25. We hope you have enjoyed the journey with us.

To receive email updates about new song and story videos by General Church Education (GCED) as they are published, subscribe to our YouTube channel: www.youtube.com/ncsundayschools.

For Sunday School ideas and support, or to share what you are doing and to see what others are doing, "like" our Facebook page: www.facebook.com/NewChurchSundaySchools.

We welcome your feedback and questions about this or any of our other programs at gced@newchurch.org.

Serving Others Projects

These lessons lend themselves well to carrying out a larger-scale service project throughout the series. Consider setting up a project in which children of all ages can participate as leaders and helpers with adult support as needed. Choose whether to

- support students in organizing a fund raising event, the proceeds of which are donated to charity.
- do a project involving direct donations, such as canned food or clothing.

A list of possible fundraising events and suggested charitable causes and organizations is provided (below and on the next page) to help you brainstorm activities for your group.

Fundraising Events	Activities
Empty Bowls Event	Host a simple soup and bread meal and charge a fixed price. All proceeds go a food charity. Make ceramic bowls which people can purchase (see “Food” section on next page).
Talent Night	Organize a talent night. Charge admission, solicit donations of food or raffle items, and sell refreshments.
Car Wash	Host a car wash. Generate more funding by asking sponsors to make additional donations for meeting targeted fundraising goals.
Cake Auction	Everyone bakes a cake, using a cake mix, and decorates it creatively. Hold a cake auction during which people bid on cakes via a silent auction (everyone walks past all cakes in the room three times and bids via bidding sheets) <i>or</i> host a live auction using paper plates as number paddles.
Pancake Breakfast	Host breakfast before church or on a Saturday and charge a fixed fee or ask for donations.
Pasta Dinner	Host a pasta dinner and charge a fixed price.
Art Auction	Students create pieces of art work and auction them off. May be held in conjunction with a breakfast or dinner event.
Bike-a-thon	Solicit sponsorship for a bike-a-thon.
Run-a-thon	Solicit sponsorship for a run-a-thon.
Rocking-Chair-a-thon	Solicit sponsorship for an indoor rock-a-thon. Youth get paid to keep a rocking chair rocking by the minute, quarter hour, or half hour. Teams of three might keep the chair rocking for up to twenty-four hours.
Babysitting Morning/Evening	Provide drop-off babysitting at the church or encourage youth to donate their babysitting takings from a church-held event.
Raffle	Solicit donations and hold a raffle.
Lemonade Stand	Set up a lemonade stand after church.
Baked Goods Sale	Bake goods and sell them after church or in conjunction with another event.
Youth Auction	Have youth auction themselves off to church members to do yard work, pet sitting, babysitting, house cleaning, etc.
Dessert and Coffee Fundraiser	Bake desserts and host a social evening.

Charitable Organizations

Focus	Charity	Mission
Orphanages	Helping Children in Crisis http://helpingchildrenincrisis.com/	The General Church Sacred Care orphanage is run by the Rev. Samson Abuga in Etoro, Kenya, in conjunction with the General Church Sacred Care Board. Funding is needed for a dormitory and dining hall, as well as ongoing support for educating, feeding, and providing for the needs of twenty orphans.
	Loving Arms Mission http://lamchildren.org	Loving Arms Mission is a non-profit 501(c)(3) organization based in Bryn Athyn, USA. It provides care to orphaned, abandoned and at risk children in Nepal—physically, mentally, emotionally and spiritually. The children’s homes are well-run by dedicated staff to provide the best possible care.
Food	Local food banks	Local food banks welcome donations at any time of year.
	Host an “Empty Bowls” event to raise funds and donate them to the food charity of your choice http://www.emptybowls.net/	Potters and other craftspeople work with the community to create handcrafted bowls. Guests are invited to a simple meal of soup and bread. In exchange for a cash donation, guests keep a bowl as a reminder of all the empty bowls in the world. The money raised is donated to an organization working to end hunger and food insecurity.
	International charities, e.g. Heifer International http://www.heifer.org	Heifer International helps bring sustainable agriculture and commerce to areas with a history of poverty. Donors fund animals that provide food and reliable income through agricultural products that can be traded or sold. This sustainable income brings new opportunities for building schools, creating agricultural cooperatives, forming community savings, and funding small businesses.
Water	Many organizations sponsor well drilling and rain barrels for areas in need of fresh water. e.g. US Peace corps https://donate.peacecorps.gov/index.cfm?shell=donate.contribute.projDetail&projdesc=SPF-WAT	The very basic needs of clean water and accessible sanitation are absent from many communities around the world. This often leads to severe community health problems. Volunteers work with communities to design locally appropriate solutions to provide safe, affordable, and sustainable water and sanitation. Contributions help volunteer and community projects—such as latrines, aqueducts and wells—and basic sanitation training.
Clothing	Coat drive http://onewarmcoat.org/	Volunteer leaders organize a coat drive and collect coats. Donors clean out their closets and give coats. Social service agency volunteers and staff distribute the coats to those in need.
	Shoe drive http://soles4souls.org	Soles4souls collects new and used shoes and clothes and distributes them directly to people in need. By provisioning qualified micro-enterprise programs, jobs are created in poor and disadvantaged communities.
Hospitalized Children	Many hospitals welcome donations of books and toys for patients.	
	Ronald McDonald House Charities http://www.rmhc.org	Ronald McDonald House Charities provide resources for keeping families close to their hospitalized children.