

“I Was Thirsty...”

Level C

The Woman at the Well in Samaria
John 4:5-15

Ages 11-14

Series Theme: You shall love the Lord your God, and your neighbor as yourself.

Lesson Focus: We help those who are thirsty by sharing water to drink and true spiritual ideas.

Reading Summary: Jesus stopped at Jacob’s well in Sychar on a journey through Samaria. Seeing a Samaritan woman approach, Jesus asked for a drink of water. She was surprised because Jews did not usually talk to Samaritans. Jesus replied, “If you knew the gift of God, and who it is who says to you, ‘Give Me a drink,’ you would have asked Him, and He would have given you living water.” She asked how He could draw water from the deep well. He answered that whoever drank water from that well would thirst again, “but whoever drinks of the water that I shall give him will never thirst,” because the water would become “a fountain springing up into everlasting life.”

Lesson 2		Materials Supplied	Materials Needed
1. Welcome Warm-up Activity (2-3 minutes)	Activity	Water for Life directions p. 2	Two pieces of celery, two clear cups, water, food dye
2. Focus on the Word Use all activities (5-7 minutes)	Read the Word and Talk About It	see <i>Reading Summary</i> above discussion guide p. 2	Bible or copy of John 4:5-15
3. Learn by Doing Choose 1-2 activities (15-20 minutes)	Explore discover truths that were given for the New Church and think about ways they may change your life	Fountains of Living Waters directions p. 3 <i>The Writings: A Fountain of Living Waters</i> pp. 6-7 <i>Fountain Water Drops</i> , p. 8	scissors, pencils or pens <i>optional:</i> blue paper for printing
	Make create a fountain in a bottle; turn the bottle over to see the fountain spurt up again and again	Water Fountain directions p. 4 <i>Water Fountain Instructions</i> p. 9 Video directions at https://www.newchurchvineyard.org/resource/video-water-bottle-fountain/	each student needs two plastic bottles (2 liter bottles work best; larger personal size water bottles will also work), two-four plastic straws, water, scissors, tape, sharp pin or needle, chopstick or knitting needle, duct tape, plasticine, paper towels
4. Wrap It Up (2-3 minutes)	Take the Message Home introduce the quotation for the week	Take Home Cards p. 10	

1. Welcome Warm-up Activity

Water for Life

Supplies Needed: celery stalk cut into 4" (10cm) lengths (*note:* Celery will soak up water faster if it is slightly wilted.), two clear cups, water, food dye

Preparation: Put water into each cup and add 10-15 drops of food dye; cut celery into lengths.

1. We're going to see how celery soaks up water. Place a length of celery into each cup containing water and food dye. Set aside and return to the experiment at the end of the lesson.
2. How much of your body is made of water? (60+% of body weight; 80+% of blood; 75+% of brain)
3. Why is water important? (takes food throughout the body, regulates body temperature, aids food digestion, removes wastes & germs, protects tissues, etc.)
4. What happens if you do not have enough water in your body? (pain in stomach & joints; mental confusion; 5% drop in fluids = 25-30% drop in energy; 15% drop in fluids = death)
5. All things in the created world have a direct relationship with the spiritual world. Water corresponds to truth. How does truth act like water? (cleans thoughts, regulates selfish passions—"temperature", gives the ability to see if an idea is good or not, protects us from hell, satisfies "thirst" for understanding, etc.)
6. We are going to read a story in which a woman comes to a well to draw water for her family and finds the source of spiritual *living* water instead.

2. Focus on the Word

Read: John 4:5-15

This story took place in Samaria, in the middle of Canaan. People from Samaria were distant relatives of people from Judea (in the south of Canaan) where the Lord was born, but for 700 years they had been treated like strangers. One difference between Judeans and Samaritans was that Samaritans only had the first five books of the Word, but the Judeans had all of the Old Testament. (Optional: look at the first five books of the Word; compare with the entire Old Testament.) They were missing the Psalms and prophecies of the Lord.

Why did the Samaritan woman go to the well? To get water, as people had done for 1,600 years.

What did the Lord ask her? He asked for a drink of water from the well.

Why was the woman surprised? Samaritans and Jews did not usually talk to each other.

What was the Lord's answer? That if she had recognized that He was the Lord, she would have asked *Him* for *living water*.

What is living water? It is true ideas in the Word that lead to everlasting life, in other words, that show us the way to heaven.

What did the Lord promise for people who drink "living" water? They would not thirst again. The water would become a fountain springing up to eternal (heavenly) life from living by truth from the Word.

Why might the Lord have asked the woman to give Him a drink? He wanted to draw her into conversation about water, or, on a spiritual level, about true ideas. **Similarly, He invites us join Him in conversation in His Word, which is where we can get to know Him and develop a relationship with Him by living what He teaches. This is how our life can be joined with His and how we can receive heavenly happiness.**

The Lord said, "I was thirsty and you gave Me drink...." What are some of the ways the Lord wants us to do likewise? Give thirsty people a drink, talk about the Lord and the things of spiritual life, share ideas from the Word that can lead people to the Lord and the happiness of heaven.

3. Learn by Doing

Choose one or two activities

Choice

Fountains of Living Waters

When the Samaritan woman met the Lord at the well He told her He could give her water that would become a fountain “springing up into everlasting life” (John 4:14). We too can meet the Lord at the “well”. The well corresponds to the Word. Since the Lord *is* the Word, when we learn from the Word we are being taught by Him (see *Divine Providence* 172). The Lord reveals the spiritual meaning of the Word in the Writings for the New Church. These teachings light up and give life to everything in the Word (see *True Christianity* 780). Students will learn about true ideas from the Writings and create a “fountain” of quotations that are a source for everlasting life.

1. The Samaritan woman talked with the Lord when she came to a well for water. Where can we meet and talk to the Lord? (the Word)
2. “The Word” is short for the “Word of God”—in other words, *words God speaks to us*. What is the Word for the New Church? (Old Testament, New Testament, and the Writings)
3. What does each part of the Word tell us? (**Old Testament**: creation, the Lord leading the children of Israel to the promised land; **New Testament**: the Lord coming on earth, teaching, and rising to heaven after death; **Writings**: the hidden meaning of the Old and New Testaments, the reality of life after death, the connection between the spiritual and natural worlds (correspondences), the nature of the Lord and His mission in the world—that His deepest wish is for everyone to go to heaven, marriage love comes from the marriage of true ideas and good loves, marriages can last to eternity)
4. Hand out *The Writings: A Fountain of Living Waters* (pp. 6-7). The left hand column shows true ideas that the Writings explain more fully than ever before. These explanations in the center column are the “new” truths of the “New Church”.
5. With a partner, choose three ideas that interest you. Read the *True Idea*, and *What the Writings Say*. Think about how this idea helps you. For example, “The Lord is love” teaches that although the Lord appeared to be angry in the Old Testament, He was really being loving—just as parents may seem to be angry when they see their children are in danger because they love them. Some people believe that the Lord really is angry because they do not know this true idea. *Optional*: share your ideas with the group.
6. Choose two-four quotations from the column *What the Writings Say*, and write each one on a *Fountain Water Drop* (p. 8). Cut out around the water drops.
7. As a group, share the new truths for the New Church by creating a display of the quotations to illustrate the idea that the Word is a fountain of living waters that will spring up into eternal life. (See picture at top of page.)



Materials Needed

The Writings: A Fountain of Living Waters pp. 6-7, *Fountain Water Drops* p. 8, scissors, pencils or pens *optional*: blue paper for printing water drops

Prepare in Advance

Find wall space to display the “fountain” of true ideas from the Writings.

**New Church Concept
Living Waters**

“Living waters” are often mentioned in the Word, and by them are meant truths that come to us from the Lord and are received. These are living, because the Lord is Life itself... The Lord also...opens the spiritual part of our mind, and imparts to us the affection of truth; and the spiritual affection of truth is the very life of heaven within us. *Apocalypse Explained* 483



Choice**Water Fountain**

During the 1st century AD, Hero of Alexandria created a fountain that used air pressure to make water flow uphill. Using principles he discovered, students will create a fountain that spurts up inside a bottle. Turn the bottle to see the fountain spring up again and again. Although the fountain needs to be turned to keep going, it is still a great illustration of how life-giving true ideas from the Word bless our minds again and again.

Note: Larger bottles produce a more dramatic fountain because of increased water volume and air pressure. We recommend trying to obtain larger bottles if possible.

1. Watch video directions with the class.
2. Give each student the supplies needed to make a fountain and a copy of the *Water Fountain Instructions* (p. 9).
3. Encourage students to use care and take time to complete steps 5-10 of the *Instructions*. Being too hasty may result in the fountain not working because the straws are blocked, or leaking because the bottles are not completely sealed.
4. If a project leaks, remove the duct tape and use a new piece of duct tape to try making a good seal again. Drying the top of the bottle and plasticine may also help.

**Video Online**

See how to construct this project at <https://www.newchurchvineyard.org/resource/video-water-bottle-fountain/>

Materials Needed for Each Student

Water Fountain Instructions p. 9, plastic bottles (2 liter bottles work best; larger sized personal water bottles also work), two-four drinking straws, plasticine, tape, 18" (45cm) duct tape, sharp pin or needle, chopstick or larger sized knitting needle, scissors, water, paper towels

Prepare in Advance

Watch the video listed above to see how the project is constructed. Collect bottles and other materials.

4. Wrap It Up

Closing

Take a look to see if the dye has colored the celery stalk. Look for evidence that the dye has traveled by cutting the stalk open. Water travels quickly in our bodies when we take a drink—especially if there are parts of our bodies that need moisture. If we feel dehydrated, drinking water can make us feel better almost instantly. We need plenty of spiritual and natural water to have healthy minds in healthy bodies.

Take the Message Home

Read this quotation aloud: "With joy you will draw water from the wells of salvation. And in that day you will say: "Praise the Lord, call upon His name..." (Isaiah 12:3-4). At the well in Samaria, the Lord made the connection between water and truth. Truth is essential for spiritual life. The Lord gives us true ideas because He wants us to be saved—to go to heaven and be happy for eternity. How wonderful it feels to learn a new truth which brings a refreshing new life-giving outlook!

Give *Take Home Cards* (two per page, p. 10) to the students as they leave and suggest they put them up where they will see them this week.



The Writings: A Fountain of Living Waters

The Writings for the New Church give life to everything in the Word. The teachings in the center column are uniquely New Church. Choose three true ideas. Think about how each idea helps you. Write your answers in the final column.

True Idea	What the Writings Say	Knowing this helps me...
The Lord is love.	<p>The Lord is love itself because He is life itself; angels and people are recipients of life. <i>Divine Love and Wisdom</i> 4</p> <p>Since the Lord is love itself and wisdom itself, He is also use itself, because love has useful functions as its goal. <i>Divine Love and Wisdom</i> 230</p>	
God Himself was born on earth as Jesus.	<p>Jehovah, the Creator of the Universe, came down and took upon Himself a human form, in order to redeem and save humankind. <i>True Christianity</i> 81</p> <p>God became human and the human became God in one person. <i>True Christianity</i> 81</p>	
The Lord wants everyone to go to heaven.	<p>The purpose of creation is a heaven from the human race. <i>Divine Providence</i> 322</p> <p>Everyone is created to live forever in a state of happiness. This means that everyone is created to go to heaven. <i>Divine Providence</i> 323</p>	
People of all faiths go to heaven.	<p>Everyone can be saved. <i>Divine Providence</i> 325</p> <p>The Lord is love itself, and His love is to will the salvation of all. <i>Heaven and Hell</i> 318</p> <p>Everyone is saved who believes in God and lives a good life. <i>Divine Providence</i> 325</p>	
People live forever after death.	<p>Everyone is created to live forever. <i>Divine Providence</i> 324</p> <p>Many people who have just died...have been moved by a new found joy at still being alive. They have said they would not have believed it. <i>Heaven and Hell</i> 312</p>	
People are saved by doing what they know is true.	<p>A person will live forever in heaven if his actions have been good, and in hell if they have been bad. <i>Arcana Coelestia</i> 8637</p> <p>The Lord's Church is with all in the whole world who live in good in accordance with their religious belief and acknowledge a Divine. Such people are accepted by the Lord and come into heaven. <i>Heaven and Hell</i> 318</p>	
Heaven is real.	<p>In heaven a man is still a man, and a woman is still a woman, in all the perfection of the form in which they were created. <i>Conjugal Love</i> 44</p> <p>The spiritual world contains every single thing that exists in the physical world, although in heaven those things are immensely more perfect. <i>True Christianity</i> 794</p>	

The Writings: A Fountain of Living Waters, *continued*

True idea	What the Writings say	Knowing this helps me...
Heavenly happiness comes from being useful.	<p>The angels in heaven have all happiness from uses, and according to uses, so that to them uses are heaven. <i>Arcana Coelestia</i> 7038</p> <p>It is the delight of everyone in heaven to share his delights and blessings with others. Such sharing goes forth from love to the Lord and love toward the neighbor. <i>Heaven and Hell</i> 399</p>	
Angels are married.	<p>Conjugal love is the fundamental love of all the loves of heaven. <i>Apocalypse Explained</i> 993.2</p> <p>The union of minds that makes a marriage in the heavens is that each wants his or her blessings to belong to the other. <i>Heaven and Hell</i> 369</p>	
Heaven is in the form of a human being.	<p>The whole heaven resembles one human being, which is therefore called the Greatest Human. <i>Earths in the Universe</i> 9</p>	
Hell is real.	<p>All who are in the hells are in evils and in falsities from evil. <i>Heaven and Hell</i> 552</p> <p>Spirits in the hells appear in the form of their own evil. They are forms of contempt for others, various shadings of hatred, and various forms of vengefulness. <i>Heaven and Hell</i> 553</p>	
Evil is loving yourself and the world more than the Lord and other people.	<p>In hell the love of ruling from the love of self is the dominant love. This love is there called the devil. <i>Divine Love and Wisdom</i> 273</p> <p>To the extent that a person is immersed in self-love he is in hell, for hell is filled with self-love. <i>Arcana Coelestia</i> 7369</p>	
The Lord does not judge people. People choose heaven or hell themselves.	<p>The Lord never turns His face away or rejects anyone. He never casts anyone into hell. <i>Heaven and Hell</i> 545</p> <p>A person is going to live forever in heaven if his actions have been good, in hell if they have been bad. <i>Arcana Coelestia</i> 8637</p>	
Happy marriages can last forever.	<p>Married partners who are united by conjugal love on earth live together as angels after death. <i>Arcana Coelestia</i> 2732</p> <p>When married partners love each other tenderly, they think of eternity in regard to the marriage covenant, and not at all of its being terminated by death. <i>Conjugal Love</i> 216.4</p>	



Fountain Water Drops

Water Fountain Instructions

See video directions at <https://www.newchurchvineyard.org/resource/video-water-bottle-fountain/>

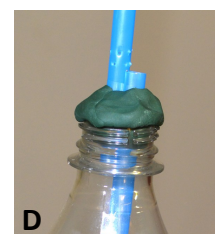


“Whoever drinks of the water that I shall give him will never thirst.... The water that I shall give him will become in him a fountain of water springing up into everlasting life” (John 4:14).

During the 1st century AD a Greek named Hero of Alexander designed a fountain using air pressure to make water flow uphill. Using these principles, make a fountain that spurts up inside a bottle.

Supplies Needed

2 plastic bottles (larger bottles work best), 2-4 plastic straws, tape, plasticine, 18” (45 cm) duct tape, a sharp pin or needle, chopstick or knitting needle, scissors, water, paper towels.

1. Fill one of the bottles $\frac{2}{3}$ full with water.
2. If using larger bottles create 2 longer straws out of 4 by inserting the end of one straw into the other. Put tape over the joint.
3. Arrange the straws next to each other with ends overlapping about 1.5” (4 cm) as shown at right in picture **A**. Tape together being careful not to crush the straws.
4. *Note:* Take time to do the next steps with care. Otherwise your fountain may not work.
5. Form plasticine into a “snake”. Wrap the plasticine around the straws at the join as shown at right in picture **B**. The goal is to use the plasticine as a stopper between the bottles once they are connected. Be careful not to crush the straws. Insert a chopstick or knitting needle into the straw to keep the ends open, and remove the chopstick once you have enough plasticine to act as a stopper between the bottles.
6. Use a pin or needle to poke about 10 holes in the end of each straw, as shown at right in picture **C**.
7. Insert one of the straws into the empty bottle. Adjust the length of the straw if needed by cutting it shorter with scissors. The fountain spurts best if the straw is about 1.5” (4 cm) from the top of the bottle.
8. Adjust plasticine so it fills the bottle’s opening, as shown at right in picture **D**.
9. Pick up the empty bottle with the straw in it, turn it over and put it on top of the bottle that is $\frac{2}{3}$ full of water. Adjust plasticine to create a good seal and then add more plasticine on the outside of the bottle.
10. Wrap a 6” (15 cm) piece of duct tape around the join area. Reinforce the join with 2 additional strips of duct tape, above and below the first strip.
11. Turn the bottle over and enjoy your fountain.





“I Was Thirsty”

Read: With joy you will draw water from the wells of salvation. And in that day you will say: “Praise the Lord, call upon His name....” Isaiah 12:3-4

Reflect: For much of history, one of the main ways people got clean water was by digging wells. At the well in Samaria, the Lord made the connection between water, which is needed for natural life, and truth, which is needed for spiritual life. The Lord provides true ideas about Himself, about us, and about how we are to treat others. The Lord gives us these ideas because He wants us to go to heaven—to be saved—and be happy for eternity. He wants us to draw these truths from the well of His Word.

Respond: How wonderful it feels to drink water when you are really thirsty! It can also feel wonderful to discover a new truth, which may satisfy a thirst you didn’t even know you had. For example, if a person had always thought that God was angry, imagine how refreshing and life-giving it would be for him to learn that the Lord is *never* angry! When you learn a new truth that is important to you, you can take joy in that life-giving spiritual water. You can praise the Lord for the truth He has given you.

“I Was Thirsty”

Read: With joy you will draw water from the wells of salvation. And in that day you will say: “Praise the Lord, call upon His name....” Isaiah 12:3-4

Reflect: For much of history, one of the main ways people got clean water was by digging wells. At the well in Samaria, the Lord made the connection between water, which is needed for natural life, and truth, which is needed for spiritual life. The Lord provides true ideas about Himself, about us, and about how we are to treat others. The Lord gives us these ideas because He wants us to go to heaven—to be saved—and be happy for eternity. He wants us to draw these truths from the well of His Word.

Respond: How wonderful it feels to drink water when you are really thirsty! It can also feel wonderful to discover a new truth, which may satisfy a thirst you didn’t even know you had. For example, if a person had always thought that God was angry, imagine how refreshing and life-giving it would be for him to learn that the Lord is *never* angry! When you learn a new truth that is important to you, you can take joy in that life-giving spiritual water. You can praise the Lord for the truth He has given you.