



Pillar of Cloud & Fire

Level A

Ages 3-6

Exodus 25:1-8; 35:10,21; 40:1-38 - selections

Series Theme: The Lord leads and provides for us, and we can choose to follow Him.

Lesson Focus: I can trust that the Lord is taking care of me.

Reading Summary: The children of Israel followed the pillar of fire and cloud from the time they left Egypt. While the children of Israel were at Mount Sinai the Lord gave Moses directions for making a house of worship that could go with them on their journeys. It was called the tabernacle. It was made from precious metals, linens, skins, wood, oil and spices that people brought as offerings. People skillfully followed the Lord's directions to make the tabernacle and its furnishings. They made an ark to hold the Ten Commandments, a table of showbread, a lampstand, an altar of incense, an altar of burnt offering, a laver, hangings for the tabernacle, and garments for the priests. They set everything up as the Lord had commanded. When the work was finished the pillar of cloud and fire covered the tabernacle, and the glory of the Lord filled the tabernacle. When the pillar stayed over the tabernacle the people stayed where they were. But when the pillar was taken up from above the tabernacle, the children of Israel moved onwards in their journey, following the pillar.

Lesson 6		Materials Supplied	Materials Needed
1. Welcome Warm-up Activity (2-3 minutes)	Activity	Stop and Start directions p. 2 <i>Pillar of Cloud and Fire</i> p. 5	stiff paper for printing
2. Focus on the Word Use all activities (5-7 minutes)	Read the Word and Talk About It	see <i>Reading Summary</i> above; <i>The Pillar of Cloud and Fire Readings</i> p. 5 discussion guide p. 2	
3. Learn by Doing Choose 1-2 activities (15-20 minutes)	Make create a simple pillar that can change from cloud to fire or fire to cloud	Push-up Pillar of Fire & Cloud directions p. 3	stiff paper in white or neutral color approx. 8½"x5½" (21cm x 16cm) for each child, wax paper, orange or yellow tissue paper, tape
	Make make a 3D picture of the Lord in His Word, which is where He talks to us	The Lord Talking to Us in the Word directions pp. 3-4 <i>The Lord in His Word</i> p. 8	stiff red paper or red felt approx. 11"x7" (28cm x 18cm) to make a Word "cover" for each child, scissors, glue, crayons, markers or pencils
	Coloring Picture	The Pillar of Cloud p. 9	crayons, markers or colored pencils
4. Wrap It Up (2-3 minutes)	Memory Verse introduce the memory verse for the week	Memory Verse <i>Parent Notes</i> p. 10	

1. Welcome Warm-up Activity

Stop and Start

Supplies needed: copy of *Pillar of Cloud and Fire*, p. 5, printed on stiff paper and folded so that the pillar of fire shows on one side and the pillar of cloud shows on the other side.

The goal is to learn that the pillar of cloud and fire led the children of Israel on their journey. When it stayed over the ark, the children of Israel stayed put. When it lifted, they followed it.

1. Hold up the *Pillar of Cloud and Fire* and ask questions such as, “What is this?” “Who followed this?” “Who provided it?”
2. When the pillar stayed still, the children of Israel stayed still. When it moved, the children of Israel went on their journey. Let’s practice following the pillar of cloud and fire.
3. Walk around the room. Lift the pillar when you are ready to move. Bring it down to rest when it is time to stop. Challenge the children to keep following as you move around the room. End by sitting down for the lesson.

2. Focus on the Word

Read: Selections from Exodus 25:1-8; 35:10,21; 40:1-38 on p. 6. See teaching picture on p. 7.

The Lord gave the children of Israel a pillar of fire and cloud to lead them on their journey out of Egypt. In our last lesson the pillar led the children of Israel to a big mountain—Mount Sinai. Let’s all say the name of the mountain. “Mount Sinai.”

What did the Lord give Moses while they were camped there? The Ten Commandments. They are one of the most precious things the Lord has given us.

After the Lord gave Moses the Ten Commandments, He told Moses to make a house of worship to keep the commandments safe. It was called the tabernacle. Let’s say ‘tabernacle’ together, “Tabernacle.”

The tabernacle had a wood frame that was covered with beautiful fabrics and animal skins. Some parts of it were so holy that only Moses could go inside. The children of Israel could take it apart and move it—in the same way that you can set up a tent and take it down again.

Do you have something that is special to you? Do you keep it in a special place? What is it like? It is important to protect things that are special.

The Lord told Moses to make a special place to keep the Ten Commandments. It was a beautiful gold box, or ark, with cherubim on top. Cherubim are angels with wings. The Lord told Moses to put the Ten Commandments inside. He spoke to Moses and Aaron from between the cherubim on the ark. The ark was put in a special room in the tabernacle called the Holy of Holies.

What came down and covered the tabernacle? The pillar of fire and cloud. Once the Lord gave the Ten Commandments, they were placed in the ark in the most special part of the tabernacle and the cloud settled right over the ark and the tabernacle.

What happened when the cloud lifted? The children of Israel went on their journey.

What happened when the cloud stayed over the tabernacle? The children of Israel stayed where they were.

The Lord took care of the children of Israel, protecting them during the daytime and the nighttime. The pillar of fire and cloud was with them all the time, reminding them that the Lord was taking care of them. The Lord takes care of you too! The pillar of cloud and fire are the Lord’s love and His truth in the Word. The Lord is with us all the time—most especially when we make a special place for Him in our hearts.

3. Learn by Doing

Choose one or two activities

Choice

Push-up Pillar of Fire & Cloud

The pillar of fire and cloud settled right over the ark in which the Ten Commandments were kept. When the pillar lifted, the people followed it on their journey. When it settled, they stayed in one place. Create a “pillar” of fire and cloud to protect the Ten Commandments and lead the children of Israel.



1. Have you ever watched the flames of a fire leap up into the sky? How big do you think the pillar of cloud and fire over the tabernacle might have been? We do not know how big it was, but all of the children of Israel needed to see it, so it probably went way up into the sky.
2. We are going to make a special pillar that can either show us the cloud that led the children of Israel during the day, or the fire that led them by night. It will be much smaller than the pillar that led the children of Israel, but we can imagine what it might have been like to see a huge pillar in the sky.
3. Give each child a piece of wax paper, a piece of tissue, a piece of stiff paper approximately 8½”x 5½” (21cm x 14cm), and tape.
4. Start by scrunching the wax paper into a pillar of cloud and the tissue paper into a pillar of fire. Put the shapes next to each other and overlap the ends. Tape them together securely.
5. Roll the stiff paper up into a tube. Secure it with tape in 2 or 3 places.
6. Insert the pillar of tissue and wax paper into the tube so that either the fire or cloud show. Practice pulling the fire and cloud through the tube, showing one side or the other. Pretend that it is day. What would the children of Israel see? What if it is night?

Choice

The Lord Talking to Us in the Word

The Lord spoke to Moses in the tabernacle. He talks to us as well—in His Word. He tells us about His great love for us, and how we should live if we are to go to heaven. When we read the Word, the Lord Himself is speaking to us. Children will make a 3D picture of the Word that shows the Lord’s presence within.



1. How can we talk to the Lord? (We talk to Him when we pray.)

Materials Needed for Each Child

one piece of stiff white or neutral-colored paper approx. 8½” x 5½” (21cm x 14cm); one or more pieces of flame-colored tissue approx. 8” (20cm) square; one piece of wax paper approx. 8” (20cm) square; tape

Prepare in Advance

Cut stiff paper, tissue and wax paper to size. *Optional:* cut tape into pieces that are ready to use.

New Church Concept Fire and Cloud


The cloud appearing by day, and the fire by night, represented the Lord’s protection of heaven and the church. For the day when there was the cloud signifies Divine truth in light, and the night signifies Divine truth in shade. Let them not be hurt by too much light they were guarded by a cloud, and from being hurt by too much shade they were guarded by a shining fire. *Apocalypse Explained* 504.10

Materials Needed for Each Child

copy of *The Lord in His Word*, p. 8; crayon, marker or pencil; stiff red paper or red felt approx. 11”x 7” (28cm x 18 cm); scissors; glue

Prepare in Advance

Cut stiff red paper or felt to size for each child. Cut out the copies of *The Lord in His Word* p. 8.



The Lord Talking to Us in the Word *continued*

2. How does the Lord talk to us? (Through His Word. When we read or hear the Word, the Lord is speaking to us. We cannot see His face, but we hear words—His loving voice.)



3. We are going to make our own picture of the Word that shows the Lord's face to remind us that the Lord is right there in the Word, even though we cannot see him.
4. Give each child a copy of *The Lord in His Word*, p. 8. Invite them to trace over the word "Lord" with a pencil or crayon.
5. Fold the Word in half along center line, with the picture showing on the outside. Carefully match the corners of the Word. Young children will need help with this.
6. Refold the Word with the picture *inside* (see above). Fold along the two angles above Lord, so that the picture of the Lord folds into the Word when it is closed. Children will probably need help with this. When the Word is opened, the Lord should pop right up.
7. Give the children a rectangle of red felt or stiff red paper, approximately 11"x7" (28cm x 18cm). Put glue on the outside of the Word and set into the cover.

New Church Concept Protection

If the Lord did not protect a person moment by moment, and in every shortest instant, the person would immediately perish. *Arcana Coelestia* 59:2

The Lord protects His own by means of Divine truth, for He surrounds them with a sphere of light. *Apocalypse Explained* 395:2

Choice

Coloring Picture: The Pillar of Cloud

Hand out copies of *The Pillar of Cloud* (p. 9) for the children to color.

Materials Needed

copies of *The Pillar of Cloud* p. 9; crayons, markers, or colored pencils

4. Wrap It Up

Memory Verse

Take the story of the Lord leading the children of Israel with a pillar of cloud and fire to heart by learning the following Memory Verse. Say each phrase once or twice and then invite the children to say it with you. Then let them try to say it by themselves.

**In the daytime He led them with the cloud,
and all the night with a flame of fire.**

Psalm 78:14

Closing

Just as the Lord led the children of Israel with a pillar of cloud and fire, He leads us through His Word. It can shine brightly in our minds to show us the way to heaven.

Give a *Parent Note* (p. 10) children as they leave.



Pillar of Cloud and Fire

The Pillar of Cloud and Fire Readings

Exodus 25:1-2,8; 35:10,21; 40:1-11,16,34-38 - *selections*

To shorten readings, read only the bold text.

Then the Lord spoke to Moses saying: “Speak to the children of Israel, that they may bring Me an offering.... And let them make me a sanctuary, that I may dwell among them.... All who are gifted artisans among you shall come and make all that the Lord has commanded.”

Then everyone came whose heart was stirred, and everyone whose spirit was willing, and brought the Lord’s offering for the work of the tabernacle.

Then the Lord spoke to Moses, saying: “On the first day of the first month you shall set up the tabernacle of the tent of meeting. You shall put in it the ark of the Testimony, and partition off the ark with the veil. You shall bring in the table and arrange the things that are to be set in order on it; and you shall bring in the lampstand and light its lamps.

You shall also set the altar of gold for the incense before the ark of the Testimony, and put up the screen for the door of the tabernacle. Then you shall set the altar of the burnt offering before the door of the tabernacle of the tent of meeting. And you shall set the laver between the tabernacle of meeting and the altar, and put water in it. You shall set up the court all around, and hang up the screen at the court gate.”

“And you shall take the anointing oil, and anoint the tabernacle and all that is in it; and you shall hallow it and all its utensils, and it shall be holy. You shall anoint the altar of the burnt offering and all its utensils, and consecrate the altar. The altar shall be most holy. And you shall anoint the laver and its base, and consecrate it.”


So Moses did all that the Lord had commanded him.

Then the cloud covered the tabernacle of meeting, and the glory of the Lord filled the tabernacle. And Moses was not able to enter the tabernacle of meeting, because the cloud rested above it, and the glory of the Lord filled the tabernacle.

Whenever the cloud was taken up from above the tabernacle, the children of Israel would go onward in all their journeys. But if the cloud was not taken up, then they did not journey till the day that it was taken up. For the cloud of the Lord was above the tabernacle by day, and fire was over it by night, in the sight of all the house of Israel, throughout all their journeys.







The Pillar of Cloud

Parent Notes

Make a copy for each child. Hand out as children leave.

PARENT NOTE


Dear Parents,

Today we learned that the Lord led the children of Israel with a pillar of fire and cloud. He leads us too—particularly through the true ideas in His Word. These true ideas can lead us to heaven, just as the pillar of fire and cloud led the children of Israel to a land flowing with milk and honey.

Help your child remember this story by repeating the phrase below once or twice in the morning or before bed.

Memory Verse

In the daytime He led them with the cloud, and all the night with a flame of fire. (Psalm 78:14)



PARENT NOTE

Dear Parents,

Today we learned that the Lord led the children of Israel with a pillar of fire and cloud. He leads us too—particularly through the true ideas in His Word. These true ideas can lead us to heaven, just as the pillar of fire and cloud led the children of Israel to a land flowing with milk and honey.

Help your child remember this story by repeating the phrase below once or twice in the morning or before bed.

Memory Verse

In the daytime He led them with the cloud, and all the night with a flame of fire. (Psalm 78:14)



PARENT NOTE


Dear Parents,

Today we learned that the Lord led the children of Israel with a pillar of fire and cloud. He leads us too—particularly through the true ideas in His Word. These true ideas can lead us to heaven, just as the pillar of fire and cloud led the children of Israel to a land flowing with milk and honey.

Help your child remember this story by repeating the phrase below once or twice in the morning or before bed.

Memory Verse

In the daytime He led them with the cloud, and all the night with a flame of fire. (Psalm 78:14)



PARENT NOTE

Dear Parents,

Today we learned that the Lord led the children of Israel with a pillar of fire and cloud. He leads us too—particularly through the true ideas in His Word. These true ideas can lead us to heaven, just as the pillar of fire and cloud led the children of Israel to a land flowing with milk and honey.

Help your child remember this story by repeating the phrase below once or twice in the morning or before bed.

Memory Verse

In the daytime He led them with the cloud, and all the night with a flame of fire. (Psalm 78:14)

