



Crossing the Red Sea

Exodus 14:8-31 - selections

Level B

Ages 7-10

Series Theme: The Lord leads and provides for us, and we can choose to follow Him.

Lesson Focus: The Lord helps us to run away from bad choices.

Reading Summary: Moses asked Pharaoh to let the children of Israel leave Egypt, but Pharaoh refused. So the Lord sent plagues on the Egyptians. Finally Pharaoh let them go. The Lord led them out of Egypt by means of a pillar of cloud by day and a pillar of fire by night. They followed it to the sea. Then the Lord hardened Pharaoh's heart, and Pharaoh chased after the children of Israel. When the children of Israel saw the Egyptians coming they were frightened and complained that they would die in the wilderness. But the Lord promised He would save them and told Moses to stretch his rod out over the sea. The Lord sent a big wind. The wind divided the sea and created a dry path for the children of Israel to cross over. The Lord protected them by putting His angel and the pillar of cloud between them and the Egyptians. The Egyptians followed them into the sea. The Lord told Moses to stretch his hand out again and the waters returned, destroying the Egyptians. The Lord saved the children of Israel, and they believed in Him.

Lesson 3		Materials Supplied	Materials Needed
1. Welcome Warm-up Activity (2-3 minutes)	Game	Direct Protect directions p. 2	plenty of space to run around
2. Focus on the Word Use all activities (5-7 minutes)	Read the Word and Talk About It	see <i>Reading Summary</i> above, <i>Crossing the Red Sea Readings</i> , p. 5 discussion guide p. 2	
3. Learn by Doing Choose 1-2 activities (15-20 minutes)	Make children illustrate the story while talking about the path the Lord gives to get us safely to heaven	Path Through the Red Sea directions p. 3 <i>Path Through the Red Sea</i> p. 8	earth tone crayons (brown or yellow), blue water based paint, a straw for each child, a spoon, stiff paper for printing <i>optional</i> : hairdryer to speed up paint drying time
	Act It Out follow Moses and the pillar of cloud out of Egypt and across the Red Sea to be saved from the Egyptians	Cross the Red Sea directions pp. 3-4 <i>Cross the Red Sea Script</i> pp. 9-10	2 blue or green sheets <i>or</i> a plastic tablecloth cut in two lengthwise, rod for Moses <i>optional</i> : costumes for the Egyptians, the children of Israel, the angel of God and the pillar of cloud
	Coloring Picture	The Red Sea Parts p. 11	crayons, markers or colored pencils
4. Wrap It Up (2-3 minutes)	Memory Verse introduce the memory verse for the week	Memory Verse <i>Parent Notes</i> p. 12	

1. Welcome Warm-up Activity

Direct Protect (also known as Cat and Mouse) *Needed:* plenty of space to run around

Welcome students. Ask for two volunteers. All remaining students form a circle holding hands. Play starts with one volunteer inside the circle, and the other volunteer outside. The goal is for the person inside to get outside and avoid being caught by the person outside the circle. The person inside must remain moving while in the circle but cannot stay in the circle for more than 10 seconds. The person outside the circle cannot come in but can reach in the circle to touch the player inside.

The players in the circle act as a protective wall keeping the person outside the circle away from the person inside by holding up their hands to let the person in the circle in and out. Players can also block the person outside the circle from grabbing the person inside the circle by standing in the way.

If the person inside the circle is caught he or she becomes the new person outside the circle. The old person outside the circle takes the place of a person in the circle, who then becomes the person outside the circle.

Play several turns and then ask students how it felt to be chased, to be part of the circle and to be the person chasing others. Our story today is about a time when the children of Israel were being chased. Let's find out how the Lord protected them.

2. Focus on the Word

Read: Selections from Exodus 14:8-31 on p. 5. See teaching pictures on pp. 6-7.

The Lord called Moses to lead the children of Israel out of Egypt where they had lived for 400 years. Pharaoh, the ruler of Egypt, did not want them to go. After the Lord sent ten plagues Pharaoh agreed to let them go. The Lord sent a pillar of cloud to lead the children of Israel by day and a pillar of fire to lead them by night. The people followed the pillar and left Egypt.

Why did the Egyptians chase after the children of Israel? To put them back into slavery.

How easy would it have been for the Egyptians to catch them without the Lord's protection?

The Egyptians moved faster because they had chariots pulled by horses and the children of Israel were on foot. Without the Lord's protection the children of Israel would have been caught quickly.

What did the children of Israel do when they saw the Egyptians coming? They cried out to Moses saying they wished they had not left Egypt. **What might you have done if you were cornered like the children of Israel? In what other ways could the children of Israel have responded?**

Moses told the people not to be afraid. He said, "Stand still and see the salvation of the Lord."

How did the Lord save them? He parted the Red Sea by means of Moses' rod and sent a strong east wind that allowed the children of Israel to walk across the sea on dry ground.

How were the children of Israel protected from behind? The pillar of fire and cloud moved behind them, also the Angel of God.

These two things are like the true ideas we know from the Lord's Word and the angels who love the Lord and protect us all the time.

What happened when the Lord told Moses to stretch out his rod again? The sea returned, drowning the Egyptians. The children of Israel were safe and free at last.

With the Lord's help the children of Israel were able to run away from Egypt to safety. Our spiritual lives are sometimes in danger too. Bad thoughts from evil spirits sometimes encourage us to make bad choices. The Lord helps us to run away from these choices. He uses the power of the true ideas in our minds to help us recognize ideas and actions that can hurt us. He uses these ideas to guide and protect us and lead us to safety.

3. Learn by Doing

Choose one or two activities

Choice

Path Through the Red Sea

The east wind is usually a destructive force in the Word. In today's story, the east wind is a Divine force that blows away false thinking (the Red Sea), and opens a new path toward heavenly life. The angels experience the Lord's Divine love as a gentle breeze. However, when the Lord's love descends into hell the evil spirits experience it as a fierce tormenting wind because it blows against their selfish and worldly loves (see *Arcana Coelestia* 7679). Children create a project where their breath is like a wind that can blow away selfishness, opening a path toward heaven.



1. Have you ever been out on a windy day? Perhaps you have tried to harness the wind to fly a kite? In what ways can wind help us? (wind energy) When is wind destructive? (e.g. very strong winds topple trees, blow sand away, etc.)
2. In today's story the Lord did an amazing miracle by means of an east wind. The wind blew so hard all night long that it opened a path through the Red Sea. The water stood like a wall on each side of a path so the children of Israel could walk through the sea on dry ground.
3. This story pictures the way the Lord's Word shows us a true path of how we should behave when we are struggling with anger or hatred.
4. Hand out copies of *Path Through the Red Sea* (p. 8) and brown or yellow crayons. Invite children to create a path on the page by coloring inside the two lines on the middle of the page. Take time to cover as much of the path as thickly as you can.
5. Each of us chooses a path in life. The Lord wants us to follow the path in His Word to heaven. We are not born as angels; we are born so that we can *become* angels, and we do this by running away from bad choices and making good and true choices.
6. I'm going to put some paint on your path of life, and you will use a straw and blow like the east wind to blow the paint off the path and make a wall of water on each side of it. Put a spoon of paint on each child's path and hand out straws. Children will blow the paint off their paths, clearing their way to heaven.

Choice

Cross the Red Sea

Reenact the story of Moses leading the children of Israel out of Egypt. The story pictures the way the Lord leads us away from bad choices to safety.

1. Have you ever been to the sea or the ocean? Have you run in the crashing waves? Or turned your back against the wind?

Materials Needed

Path Through the Red Sea, p. 8 for each student printed on stiff paper if available, earth-tone crayons (e.g. brown, yellow), blue water based paint, teaspoon, straws, newspaper to protect table

Prepare in Advance

Make copies of project page on stiff paper. Mix water based blue paint. Experiment with blowing paint using a straw. **Note:** For small spidery lines, blow in short hard bursts. For wider paint streams blow steadily and gently. You may want to demonstrate the ways to get different effects as you start the project.

New Church Concept East Wind

'The east' means the good of love and charity.... The good of love and charity is in origin very gentle, and consequently is also such in its movements when it passes into heaven. But when it comes down into hell it becomes rough and fierce, because the inhabitants of hell make it so. *Arcana Coelestia* 7679

Materials Needed

copies of *Cross the Red Sea Scripts* pp. 9-10, space for acting, rod for Moses, blue plastic tablecloth or 2 blue sheets for the Red Sea *optional:* costumes, e.g. large t-shirts, scarves, shawls, etc.



Cross the Red Sea *continued*

2. We are going to act out the story of the Lord helping the children of Israel to cross the Red Sea. The Lord had led the children of Israel out of Egypt to the sea so that he could free them from the Egyptians by means of a big miracle.
3. Assign key roles. *Note:* This play offers opportunities for a larger group of children. If you have a small group, you might want to have children be both Israelites and Egyptians at different points in the script.
4. *Optional:* hand out costumes.
5. Get the children in the starting positions with the children of Israel camped next to the Red Sea and the Egyptians standing at the side of the room, ready to follow them. Act out the story using the *Cross the Red Sea Script* (pp. 9-10).



Prepare in Advance

Gather props and costumes. Arrange your classroom so there is enough space to set up a Red Sea that can be parted. Print the script.

New Church Concept The Lord Protects

The Lord provides protection against all evils and falsities, which come from the hells. For the Lord alone fights on behalf of a person and protects him when he is under attacks from the hells. See *Arcana Coelestia* 8273.

Seas, depths, and abysses mean the hells where the falsities of evil are. See *Apocalypse Explained* 538.2.

Materials Needed

copies of *The Red Sea Parts* p. 11; crayons, markers, or colored pencils

Choice

Coloring Picture: The Red Sea Parts

Hand out copies of *The Red Sea Parts* (p. 11) for children to color.

4. Wrap It Up

Memory Verse

Before parting the Red Sea, the Lord told the children of Israel to stand still and see His salvation. He invites us to stop and listen to Him as we make choices in our lives. Read the following verse one phrase at a time and invite the children to repeat each phrase after you. Recite the entire verse together, and then encourage the children to recite it without help.

**Do not be afraid.
Stand still and see the salvation of the Lord.
Exodus 14:13**

Closing

The Lord can help us run away from bad choices and lead us to better ones through His Word. The Word helps us recognize thoughts and actions that can harm us and guides us to safety.

Give a *Parent Note* (p. 12) to children as they leave.

Crossing the Red Sea Readings

Exodus 14:8-17,19-23,26-28,30-31 - selections

To shorten readings, read only the bold text.

And the Lord hardened the heart of Pharaoh king of Egypt, and he pursued the children of Israel...all the horses and chariots of Pharaoh, his horsemen and his army, and overtook them camping by the sea....

And when Pharaoh drew near, the children of Israel lifted their eyes, and behold, the Egyptians marched after them. So they were very afraid, and the children of Israel cried out to the Lord. Then they said to Moses, "Have you taken us away to die in the wilderness? It would have been better for us to serve the Egyptians than that we should die in the wilderness."

And Moses said to the people, "Do not be afraid. Stand still, and see the salvation of the Lord, which He will accomplish for you today. For the Egyptians whom you see today, you shall see again no more forever. The Lord will fight for you, and you shall hold your peace."


And the Lord said to Moses, "Why do you cry to Me? Tell the children of Israel to go forward. But lift up your rod, and stretch out your hand over the sea and divide it. And the children of Israel shall go on dry ground through the midst of the sea. And I indeed will harden the hearts of the Egyptians, and they shall follow them...."

And the Angel of God, who went before the camp of Israel, moved and went behind them; and the pillar of cloud went from before them and stood behind them. So it came between the camp of the Egyptians and the camp of Israel. Thus it was a cloud and darkness to the one, and it gave light by night to the other, so that the one did not come near the other all that night.


Then Moses stretched out his hand over the sea; and the Lord caused the sea to go back by a strong east wind all that night, and made the sea into dry land, and the waters were divided. So the children of Israel went into the midst of the sea on the dry ground, and the waters were a wall to them on their right hand and on their left. And the Egyptians pursued and went after them into the midst of the sea, all Pharaoh's horses, his chariots, and his horsemen....

Then the Lord said to Moses, "Stretch out your hand over the sea, that the waters may come back upon the Egyptians, on their chariots, and on their horsemen." And Moses stretched out his hand over the sea; and when the morning appeared, the sea returned to its full depth, while the Egyptians were fleeing into it.... Then the waters returned and covered the chariots, the horsemen, and all the army of Pharaoh that came into the sea after them. Not so much as one of them remained....

So the Lord saved Israel that day out of the hand of the Egyptians, and Israel saw the Egyptians dead on the seashore. Thus Israel saw the great work which the Lord had done; so the people feared the Lord, and believed the Lord and His servant Moses.








You Will Show Me the Path of Life

Psalm 16:11



Cross the Red Sea Script

Characters: Speaking: 2 Narrators, Moses, Pharaoh, Israelite; non-Speaking: Israelites, Egyptians, Angel, Pillar of Cloud, people to move the Red Sea

Props: Rod for Moses, blue plastic tablecloth cut in half lengthwise or two blue sheets to represent the Red Sea

Optional Costumes: large t-shirts, scarves, shawls, etc.

Set-up: Arrange the room so there is space to set up a Red Sea that can be parted (separated and held up at each end so that it stands up, creating walls on each side as the children of Israel walk through).

1st Narrator:

Moses, children of Israel, pillar of cloud

The children of Israel went out with boldness.

Moses and the children of Israel follow the pillar of cloud out of “Egypt” and march to the Red Sea.

2nd Narrator:

Pharaoh, Egyptians

The Egyptians pursued them, all the horses and chariots of Pharaoh, and overtook them by the sea.

Pharaoh and the Egyptians leave “Egypt” and follow the children of Israel to the sea.

1st Narrator:

Moses, children of Israel

And the children of Israel lifted their eyes, and behold, the Egyptians marched after them. So they were very afraid, and said to Moses,

Children of Israel point to the Egyptians and act afraid.

Israelite:

Children of Israel, Moses

“Why have you taken us away to die in the wilderness? It would have been better for us to serve the Egyptians than die in the wilderness.”

Children of Israel surround Moses and gesture complaints.

Moses:

Children of Israel, Moses

“Do not be afraid. Stand still, and see the salvation of the Lord. For you shall see the Egyptians no more. The Lord will fight for you. You shall hold your peace.”

Moses speaks to the children of Israel.

2nd Narrator:

Children of Israel, Moses

“Tell the children of Israel to go forward. Lift up your rod, and stretch out your hand over the sea and the children of Israel shall go through the sea on dry ground.”

Moses listens to the Lord. The children of Israel look at Moses.

1st Narrator:

Pillar of Cloud, Angel of God

And the Angel of God moved and went behind them; and the pillar of cloud stood behind them, between the camp of the Egyptians and the camp of Israel. It was a cloud and darkness to one, and gave light by night to the other.

Pillar of Cloud and Angel of God walk from the front of the group to the back of the group.

Cross the Red Sea Script *continued*

2nd Narrator:

Moses, Red Sea

Then Moses stretched out his hand over the sea; and the Lord caused the sea to go back by a strong east wind all that night, and made the sea into dry land, and the waters were divided.

Moses stretches his rod over the Red Sea. The Red Sea “parts”. The children move the sheets apart and stand them up to create 2 walls.

1st Narrator:

Moses, children of Israel, angel, pillar of cloud

So the children of Israel went into the midst of the sea on the dry ground, and the waters were a wall on their right hand and on their left.

Moses and the children of Israel cross the Red Sea, followed by the Angel and the Pillar of Cloud.

2nd Narrator:

Pharaoh, Egyptians

And the Egyptians went after them into the sea. In the morning the Lord looked down upon the army of the Egyptians, and He troubled it. He took off their chariot wheels, so that the Egyptians said,

Pharaoh and the Egyptians start to cross the Red Sea but stop in the middle.

Egyptian:

Pharaoh, Egyptians

“Let us flee from the face of Israel, for the Lord fights for them against the Egyptians.”

Pharaoh and the Egyptians turn back and try to get away.

1st Narrator:

Children of Israel, Moses

“Stretch out your hand over the sea, that the waters may come back upon the Egyptians, on their chariots, and on their horsemen.”

Moses listens to the Lord.

2nd Narrator:

Children of Israel, Moses

And Moses stretched out his hand over the sea; and the sea returned while the Egyptians were fleeing into it. So the Lord overthrew the Egyptians in the midst of the sea. The waters covered the chariots, the horsemen, and all the army of Pharaoh that came into the sea after them. Not one of them remained.

Moses stretches out his hand over the sea. All Egyptians leave the sea and lie down on the shore. The sea settles back down again on the ground.

1st Narrator:

Children of Israel, Moses

So the Lord saved Israel that day out of the hand of the Egyptians, and Israel saw the Egyptians dead on the seashore. Thus Israel saw the great work which the Lord had done in Egypt; so the people feared the Lord, and believed the Lord and His servant Moses.

Moses and the children of Israel kneel to thank the Lord and raise their hands in praise of the Lord.



The Red Sea Parts

Parent Notes

Make a copy for each child. Hand out as children leave.

PARENT NOTE

Dear Parents,
Today we learned how the Lord helped the children of Israel to run away from Egypt to safety by parting the Red Sea. He helps us to run away from evils as well. He will always help us find a path forward to safety if we obey what He teaches in His Word.

We encourage you to help your child learn this verse below by repeating it once or twice in the morning, at mealtimes, or before bed.

Memory Verse

Do not be afraid.
Stand still and see the
salvation of the Lord.
(Exodus 14:13)



PARENT NOTE

Dear Parents,
Today we learned how the Lord helped the children of Israel to run away from Egypt to safety by parting the Red Sea. He helps us to run away from evils as well. He will always help us find a path forward to safety if we obey what He teaches in His Word.

We encourage you to help your child learn this verse below by repeating it once or twice in the morning, at mealtimes, or before bed.

Memory Verse

Do not be afraid.
Stand still and see the
salvation of the Lord.
(Exodus 14:13)



PARENT NOTE

Dear Parents,
Today we learned how the Lord helped the children of Israel to run away from Egypt to safety by parting the Red Sea. He helps us to run away from evils as well. He will always help us find a path forward to safety if we obey what He teaches in His Word.

We encourage you to help your child learn this verse below by repeating it once or twice in the morning, at mealtimes, or before bed.

Memory Verse

Do not be afraid.
Stand still and see the
salvation of the Lord.
(Exodus 14:13)



PARENT NOTE

Dear Parents,
Today we learned how the Lord helped the children of Israel to run away from Egypt to safety by parting the Red Sea. He helps us to run away from evils as well. He will always help us find a path forward to safety if we obey what He teaches in His Word.

We encourage you to help your child learn this verse below by repeating it once or twice in the morning, at mealtimes, or before bed.

Memory Verse

Do not be afraid.
Stand still and see the
salvation of the Lord.
(Exodus 14:13)

