



The Birth of Moses

Level C

Ages 11-14

Exodus 1:7-22; 2:1-10 - selections

Series Theme: The Lord leads and provides for us, and we can choose to follow Him.

Lesson Focus: The Lord has a useful purpose for everyone and wants eternal happiness for all people.

Reading Summary: In setting the scene for today’s story, students should know that Egypt had a new king who did not know Joseph. Fearing that the children of Israel were becoming too powerful, the king ordered all baby boys to be killed. When a new Hebrew baby boy was born, his mother hid him for three months. When she could no longer hide him, she built an ark of bulrushes, covered it in pitch and hid it in some reeds by the bank of a river, leaving his sister to watch from a distance. Pharaoh’s daughter came to the river to bathe, and when she saw the ark, she asked her maid to get it. She had compassion on the crying infant. His sister offered to fetch a nurse for the baby. When the child’s mother arrived, Pharaoh’s daughter asked her to take the child away and nurse him. When the child was older, he was brought to Pharaoh’s daughter and became her son. Pharaoh’s daughter named the boy Moses, which means “drawn out”, because she drew him out of the water.

Lesson 1		Materials Supplied	Materials Needed
1. Welcome Warm-up Activity (2-3 minutes)	Discussion	Brainstorming Divine Providence directions p. 2	
2. Focus on the Word Use all activities (5-7 minutes)	Read the Word and Talk About It	<i>see Reading Summary above</i> <i>Moses Is Born Readings</i> p. 5 discussion guide p. 2	
3. Learn by Doing Choose 1-2 activities (15-20 minutes)	Experiment illustrate how Divine providence works by doing an experiment to show how salinity or temperature affect the way ocean currents work	Currents directions p. 3 <i>How Currents Work</i> p. 7	<i>Choose one of 2 experiments. Supplies will vary depending on which you choose. See p. 4 for a full list for each experiment.</i> water, salt, food coloring, glass jar, ice cubes, plastic storage container, block or book to elevate one end of the container
	Discover students learn about hieroglyphs, one of the earliest forms of writing, and decode passages from the Word written in hieroglyphs	The Door to Heaven directions pp. 3-4 <i>Teacher Information & Answer Key</i> p. 8 <i>Hieroglyphic Alphabet</i> p. 9 <i>Spirit Door</i> handout p. 10 <i>Spirit Door Stones</i> pp. 11-27	pens or pencils, wall space 4½’x3’ (1m x 1.3m) removable tape such as masking tape
4. Wrap It Up (2-3 minutes)	Take the Message Home introduce the take home page	What Is My “Good Use”? p. 28	

1. Welcome Warm-up Activity

Brainstorming Divine Providence

Object: Brainstorm words on the topic of Divine Providence (the Lord's leading and protection) without naming the topic. *Optional:* write brainstorming words on a board or large piece of paper.

1. What comes to mind when you hear the word "protect"?
2. What do you think of when you hear the word "freedom"?
3. How about the words "lead" or "evil"?
4. What do these words tell you about our topic for today? (The topic is Divine Providence.)
5. Using the words that have been shared, make up a sentence about the Lord's Divine Providence.
6. Starting today, for the next six weeks we will be talking about Divine Providence as we read the story of Moses.

2. Focus on the Word

Read: Selections from Exodus 1:22, 2:1-10 on p. 5.

Why was baby Moses' life in danger when he was born? Moses was one of the children of Israel. His ancestor, Joseph, saved many people from a famine hundreds of years earlier and the ruler of Egypt had invited his family to live there. Over time, they became a great nation of many people. Eventually a new king ruled Egypt. He had forgotten about Joseph. He was worried that the children of Israel were becoming a threat and decided to kill all baby boys (who could become warriors).

If you were Moses' mother, how might you have responded to this threat?

What kinds of things threaten our safety? How about our spiritual safety? False thoughts and evil desires from hell can attack and threaten our spiritual safety.

Can you think of at least four ways in which the Lord protected Moses?

1. Saved his life at birth.
2. Made sure he was not discovered while his mother hid him.
3. Provided materials so his mother could make an ark.
4. Gave him a sister who could watch over him.
5. Provided that Pharaoh's daughter would find him. She had the authority to save his life and assure his safety at home with his family.
6. Provided him with a safe home and probably a good education, in Pharaoh's house. Knowing Pharaoh was important because later he was able to go to Pharaoh and free his people.

Why did Pharaoh's daughter name the baby Moses? Because "Moses" means to be taken or "drawn" out of the water.

The Lord knew that Moses would grow up to do an important job. Have you ever looked at a baby and wondered what he or she might do as an adult? What about yourself? What important job might you do in your life? What gifts has the Lord given you that could help you do this job?

Every person who is born into the world is created for a useful purpose. The Lord's greatest wish is that everyone can experience the joys of heaven forever. By doing whatever he or she loves which is also of service to others.

What are some of the tools the Lord provides so that we can be useful and happy? He talks to us in His Word. He gives people the ability to think about what they are doing and the freedom to choose what to do. He gives people the choice to turn away from evil and try again to do what is right. He is with us all the time, supporting our good choices.


3. Learn by Doing

Choose one or two activities

Choice

Currents

The Writings compare the sphere that draws all people toward heaven with strong ocean currents that can pull ships along. Discover how temperature and salinity affect ocean currents by doing an experiment.



There are two experiments on *How Currents Work* (p. 9). Do one or both with the students, and then discuss, using the questions below.

Discussion

1. How did temperature or salt level affect the movement of the water?
2. We are encouraged to think of the Lord’s love as being like heat and people who are acting from selfish and worldly loves being like cold. How might the Lord’s providence and the currents in the experiments illustrate this spiritual reality in our lives?
3. Have you ever had a “sinking feeling” when something is not right? In ancient times enemies would ruin fields by putting salt on them. After this, nothing could grow. This is like evil loves and false ideas that can destroy the love of what is good and true in our lives (see *Arcana Coelestia* 1666).
4. How might the effects of spiritual “salt” affect the turn-over of good and useful ideas in our minds? (We need to *see* what is not right in our lives in order to fix it. The currents created by salt in the water are like the spiritual ‘currents’ in our awareness of the good and bad thoughts and actions in our lives.)

Choice

The Door to Heaven

The teachings of the New Church tell us that writing was developed so that there could be a written Word, which could be preserved and spread throughout the world. This is so important because the Word provides a means of communication between this world and heaven. When we read the Word, we come closer to the Lord and His angels. In this activity, students decode messages about heaven, using Egyptian hieroglyphs, which Moses may have learned as a boy growing up in Pharaoh’s house.

1. What would you do if you needed to send a message to someone far away, but you had no written language? What if you had no idea what language the person knew? How would you communicate? (Encourage brainstorming.) What if we came up with a picture language? What picture could we use to communicate “sun”? What about “swim” or “mountain”? How about “love”?

Materials Needed

Supplies vary depending on the experiment you choose. Supply lists are on *How Currents Work* p. 11.

Prepare in Advance

Gather supplies. If doing *How Temperature Affects Currents* prepare blue ice cubes using food coloring. Do the experiment(s) at home to discover the tricks that will make them work best.

New Church Concept Divine Providence


Divine providence is the Divine operation in a person who has set aside love of self.... When this love has been set aside, the Lord enters with the affections of a love for the neighbor...and enables the person to see that there is life after death, a heaven, and eternal happiness. *Divine Providence* 207

Materials Needed

copies of *Hieroglyphic Alpha-bet* and *Spirit Door* pp. 9-10 and pen or pencil for each student; 1 copy of *Spirit Door Stones* pp. 11-27; wall space
 $\frac{1}{2}$ 'x3' (1m x 1.3m), removable tape such as masking tape

Prepare in Advance

Print all needed pages. Set up a Spirit Door as shown on the *Teacher Instructions & Answer Key* p. 10, by taping the *Spirit Door Stones* pp. 11-27 on a wall. Read through the *Teacher Instructions*.



The Door to Heaven *continued*

- Some of the first forms of ancient writing started as pictures or pictographs. Hieroglyphs are one of these early written languages. Hieroglyphs were developed in Egypt where Moses was born. Each picture represented a word or an idea rather than a sound. Over time, some of the hieroglyphs came to be used like the letters in our alphabet which stand for sounds, although the Egyptians continued to use ideograms (picture symbols) as well.
- The burial tombs of wealthy and important people in ancient Egypt contained hieroglyphs. Many tombs included a “spirit door” or “false door”—a stone carving of a door through which the Egyptians believed they could communicate with the dead and leave offerings for them.
- We are going to look at hieroglyphic symbols, and then we will use them to decode some “inscriptions” on a “spirit door”. These inscriptions are quotations from the Writings for the New Church. Let’s see what messages about eternal life this “door” has for us.
- Hand out *Hieroglyphic Alphabet* and *Spirit Door* (pp. 9 & 10) and pens or pencils.
- Students can work individually, in pairs or as a group to decode the messages of the hieroglyphs. Have them write the letters on the *Spirit Door* (p. 10) as they figure out the hieroglyphs. **Hint:** Decode unique letters such as h or l first. That will help students figure out the other letters.
- The Egyptians believed that spirit doors were a way to communicate between the two worlds—a symbolic door to the next life. For us, the written Word is a way to communicate between this world and the next. It is our “door to heaven” because it brings our minds into closer connection with the Lord and His angels.



New Church Concept The Written Word

There are many reasons why it pleased the Lord to be born...on our earth.... The principal reason was for the sake of the Word, in that it could be written on our earth, and when written could then be published throughout the whole earth; and once published could be preserved for all posterity.... *Arcana Coelestia* 9350-9351


4. Wrap It Up

Closing

At the beginning of class, we talked about how the Lord knew He would call Moses to a special use or job and that He has a special use for each of us as well. He guides each of us throughout our lives, leading us toward the joy of life in heaven. We are told that the joy of heaven is the joy of use. Next week we will learn about how the Lord called on Moses to begin his use and how Moses responded.

Take the Message Home

Give each student a copy of *What Is My “Good Use”?* (p. 28). Read the quotation at the top of the page aloud together. Encourage the students to take the page home and think about it.



Moses Is Born Readings

Exodus 1:7-22; 2:1-10 - *selections*

The children of Israel were fruitful and increased abundantly, multiplied and grew exceedingly mighty; and the land was filled with them.

Now there arose a new king over Egypt, who did not know Joseph. And he said to his people, “Look, the people of the children of Israel are more and mightier than we; come, let us deal shrewdly with them, lest they multiply, and it happen, in the event of war, that they also join our enemies and fight against us.”

Therefore they set taskmasters over them to afflict them with their burdens. But the more they afflicted them, the more they multiplied and grew. And the Egyptians were in dread of the children of Israel.

Then the king of Egypt spoke to the Hebrew midwives, and he said, “When you do the duties of a midwife for the Hebrew women, if it is a son, then you shall kill him; but if it is a daughter, then she shall live.” But the midwives feared God, and did not do as the king of Egypt commanded them, but saved the male children alive.

So Pharaoh commanded all his people, saying, “Every son who is born [to the children of Israel] you shall cast into the river, and every daughter you shall save alive.”

And a man of the house of Levi went and took as wife a daughter of Levi. So the woman conceived and bore a son. And when she saw that he was a beautiful child, she hid him three months.

But when she could no longer hide him, she took an ark of bulrushes for him, daubed it with asphalt and pitch, put the child in it, and laid it in the reeds by the river’s bank. And his sister stood afar off, to know what would be done to him.


Then the daughter of Pharaoh came down to bathe at the river. And her maidens walked along the riverside; and when she saw the ark among the reeds, she sent her maid to get it.


And when she opened it, she saw the child, and behold, the baby wept. So she had compassion on him, and said, “This is one of the Hebrews’ children.”

Then his sister said to Pharaoh’s daughter, “Shall I go and call a nurse for you from the Hebrew women, that she may nurse the child for you?”

And Pharaoh’s daughter said to her, “Go.” So the maiden went and called the child’s mother. Then Pharaoh’s daughter said to her, “Take this child away and nurse him for me, and I will give you your wages.” So the woman took the child and nursed him.

And the child grew, and she brought him to Pharaoh’s daughter, and he became her son. So she called his name Moses, saying, “Because I drew him out of the water.”





Picture by
Nancy Schnarr Bruell

How Currents Work

There is a sphere elevating all people toward heaven, which proceeds continually from the Lord. It is like a strong current in the ocean, which with hidden force bears a ship along. All those who believe in the Lord and live according to His commandments enter that sphere or current and are raised upwards; but those who do not believe in Him, have no desire to enter that sphere, but turn aside and are caught up by the stream which flows into hell (*True Christian Religion* 652.3).

Ocean currents are affected by a variety of factors. This activity takes a look at two of these factors: temperature and salinity. Try your hand at one or both of these experiments.

How Temperature Affects Currents

Supplies needed: glass jar, blue ice cubes (made from water with food coloring in it), ground pepper, warm water

Fill the jar half-way with warm water. Sprinkle some ground pepper on the surface. Put a blue ice cube in the water and watch what happens as it melts. The sinking ice water should move the warm water, pushing the pepper grains to the bottom of the jar.

In nature, this situation happens when warm and cold water move between the poles (where it is cold) and the equator (where it is warm). The changes in temperature cause constant currents in the ocean.

How Salinity Affects Currents

Supplies needed: rectangular plastic storage container, block of wood or book to elevate one end (see picture of set-up on p. 4), 1 large pitcher fresh water at room temperature, 1 small pitcher water at room temperature, table salt, food coloring (one color), spoon

Place the plastic storage container at eye level. Raise one end by putting a block or book underneath it. Pour the large pitcher of fresh room temperature water into the lower end of the container. Make sure the elevated end of the container remains dry, above the water level, after you have poured the water in. Take the small pitcher of room temperature water. Add several spoons of salt and a few drops of food coloring. Stir until mixed.

Pour the salty water gently into the container at the dry end of the storage container. Take care to pour slowly from down low so the water does not splash. The saltier colored water will sink to the bottom of the container because it has greater density, or “heaviness”. The effect of this experiment is dramatic when carefully done.

Oceanographers use salinity maps to predict the movement of currents.

To the extent that we are united to heaven, the higher levels of our minds are opened, and to the extent that they are opened, we see what is dishonest and unfair; and to the extent that we see this, these qualities can be dispelled. For **no evil can be banished until it has been seen**.... Once the process has started, the Lord works his wonders within us, and causes us not only to see evils but to refuse them and eventually to turn away from them (*Heaven and Hell* 533).

Teacher Instructions & Answer Key

Set Up

1. Print out *Spirit Door Stones* (pp. 11-27) single-sided. Each page has an additional small number printed in the bottom left hand corner, *Stones 1-17*. The following directions refer to the numbers on the pictures.
2. Set up the spirit door by taping the numbered pages to a wall in the order shown in the answer key to the right. *Stones 1-13* are placed horizontally to form the outside of the door and make up one quotation that reads clockwise starting at the bottom left side. *Stone 14* is a picture placed horizontally in the center. *Stones 15-17* are placed vertically in the center of the door and form a second quotation that reads from the top to the bottom.

Message

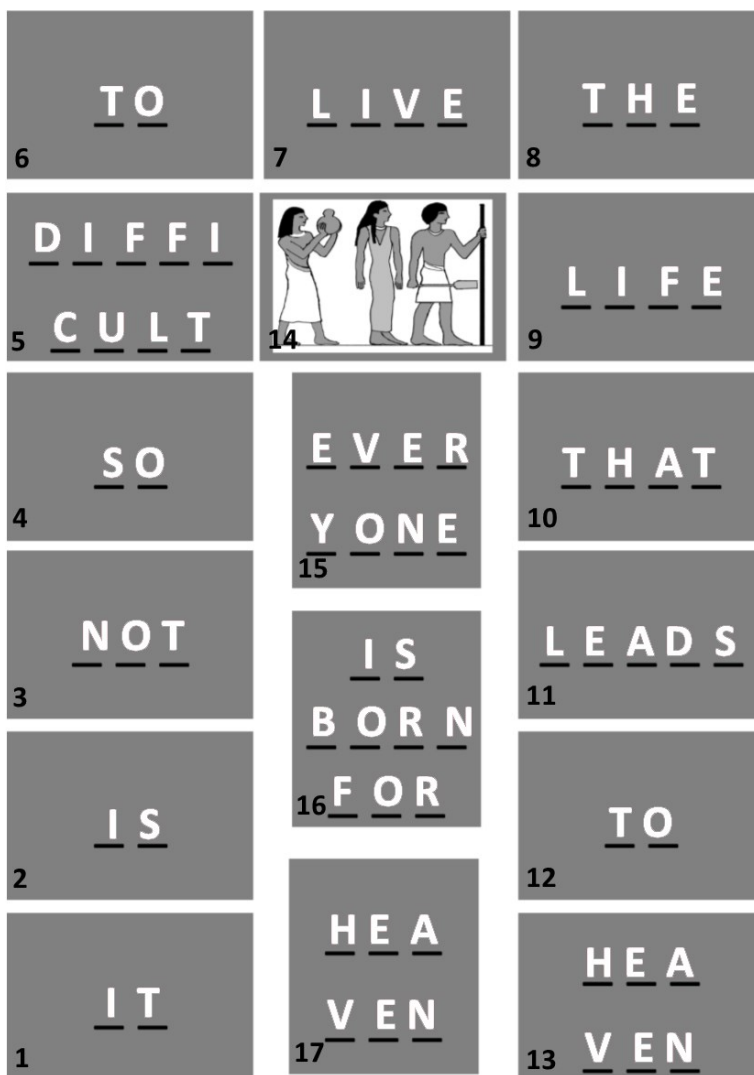
The Writings tell us that the purpose of creation is so that there can be a heaven from the human race (see *Divine Providence* 323). Heaven is the goal toward which the Lord is leading everyone. While human beings have the freedom to turn away from this purpose, it is what the Lord wants for everyone. The two quotations in this activity relate to these ideas.

“**Everyone is born for heaven** and none for hell. Everyone comes into heaven from the Lord, and into hell from the self” (*Conjugal Love* 350).

“**It is not so difficult to live the life that leads to heaven** as some believe” (*Heaven and Hell* 533).

Activity Note

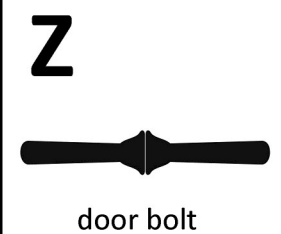
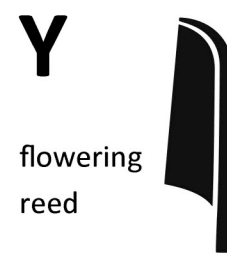
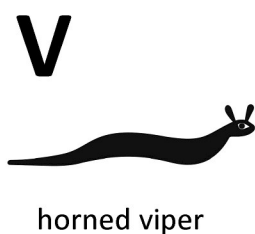


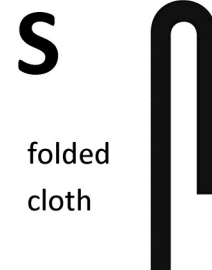
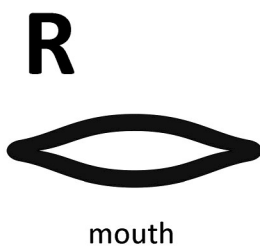
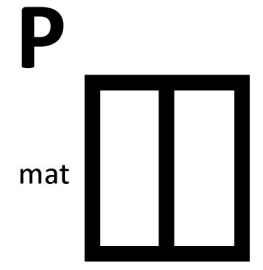
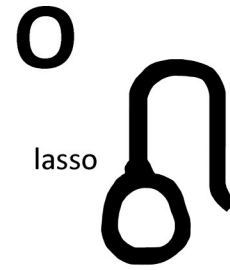
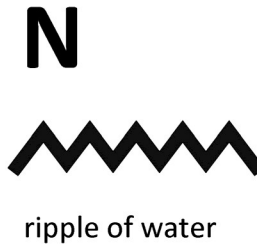





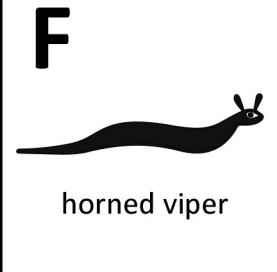
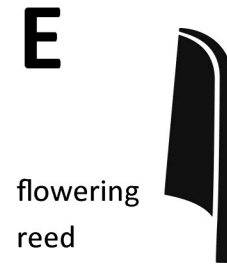
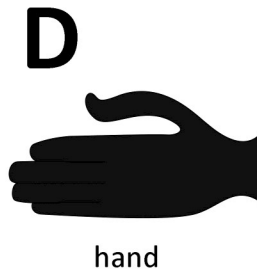
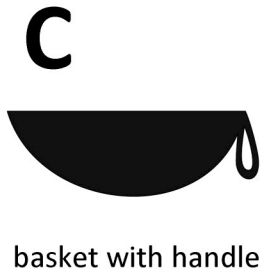

Students are creating a “transliteration” in which each character or “letter” is transferred from one alphabet to another. Translation, in contrast, is using words with the same meanings in another language, not just transferring the characters.




Moses and the Word

The Writings for the New Church tell us that Moses represents the Word, or the Divine law itself (see *Arcana Coelestia* 6714). The first 5 books of the Word are called “the books of Moses”. Moses was told to write these books by the Lord. Written language developed so that all people on earth could learn about the Lord (see *Arcana Coelestia* 9351). So it makes sense that Moses was brought up in Egypt, one of the places that writing was first developed. In addition, he was found in the water (which corresponds to truth), where he was protected by papyrus reeds—which were used to make the world’s first paper.

Hieroglyphic Alphabet



Spirit Door

6 _ _	7 _ _ _ _	8 _ _ _
5 _ _ _ _ _ _ _ _	14 	9 _ _ _ _
4 _ _	15 _ _ _ _ _ _ _ _	10 _ _ _ _
3 _ _ _ _	16 _ _ _ _ _ _ _ _ _ _	11 _ _ _ _ _
2 _ _	17 _ _ _ _ _ _ _ _	12 _ _
1 _ _		13 _ _ _ _ _ _ _ _



Spirit Door Stones



Spirit Door Stones




Spirit Door Stones



Spirit Door Stones



Spirit Door Stones



Spirit Door Stones



Spirit Door Stones



Spirit Door Stones



Spirit Door Stones



Spirit Door Stones




11


Spirit Door Stones




Spirit Door Stones




Spirit Door Stones



Spirit Door Stones



Spirit Door Stones



Spirit Door Stones



Spirit Door Stones

What Is My “Good Use”?

Every person who loves a good use, and performs it from the love of it, is loved by the Lord and received with joy by the angels in heaven (*Apocalypse Explained* 1226.6).

1. What do you enjoy doing with your family?
 - With your friends?
 - When you are by yourself?
2. In what ways are you a good family member?
 - A good friend?
 - A good team member?
3. What things come easily to you?
4. What kinds of things are you interested in learning about?
5. How might these talents be part of your life’s “good use”?



Photo by Joy Fearar