

Qualities of the Lord Paper Folding Activity

Create a paper “fortune-teller” featuring these names of the Lord. Partner with another child or an adult to answer questions about ways the Lord provides, creates, leads and teaches.

Materials Needed

copy of *Qualities of the Lord Paper Folding Activity*
copy of paper folding directions
scissors



Directions

1. Cut out the square.
2. Follow the folding directions provided to create a “fortune-teller” about the qualities of the Lord.
3. You will need a partner for this activity. One person will ask questions and move the fortune-teller, the other person will make choices and respond to the questions.
4. To work the fortune-teller, place both thumbs and index fingers inside the four spaces under the fortune teller. Practice opening the fortune teller so a diamond-shaped space appears in the middle. Reposition your fingers and thumbs so the space opens in the opposite direction.
5. The person moving the fortune teller starts the activity by closing the fortune teller so the apple, lamb, world and Ten Commandments show. Ask your partner to choose a symbol or color. Move the fortune in each direction as you spell the name of a symbol (e.g. a-p-p-l-e) or color (e.g. o-r-a-n-g-e). Finish with the fortune teller open, showing two of the names of the Lord.
6. Now have your partner choose one of the two names of the Lord that is showing. Move the fortune teller back and forth to spell the chosen name (e.g. p-r-o-v-i-d-e-r).
7. Invite your partner to choose one of the two names of the Lord again. This time you will open the fortune teller and read one of the two questions inside the fortune teller that relate to that quality of the Lord. Your partner can share their answer aloud, or silently think of an answer.
8. Switch places and play again.

Qualities of the Lord Paper Folding Activity

9 Pro

5 vider

7 Law

4 tor

3 Crea

8 Giver

1 herd

2 sherp

What is the most important thing the Lord provides?

What has the Lord provided for you today?

Why are rules important?

How do the Lord's laws help you become a better person?

How is the Lord like a shepherd?

How does a shepherd protect their sheep?

The Lord made you. How can you thank him for that?


What has the Lord made that brings you joy?

Illustrations: Sheep, Globe, Boots, Apple

Qualities of the Lord Paper Folding Directions



Trim the paper to the square project.



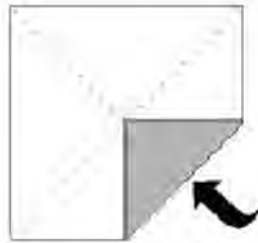
Fold the corner of square up til it meets the other side.




Fold the other corner up til it meets the other side.



Unfold it and place it printed side down.




Fold up all four corners so that the points meet in the middle.



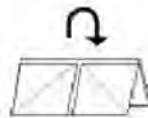
It should look like this. Flip it over.



Fold up all corners so that the points meet in the middle. Turn it over.



It should look like this.



Now fold the top back. Open and fold back the top in the other directions.



Work your fingers into the four corners by sticking your two thumbs and two forefingers into each of the four flap pockets from the folded side. It is now ready for use.